

## LTD74: APOLLO LED TRACK HEAD

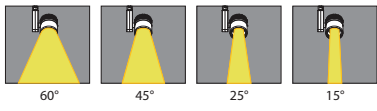
1100LM - 6000LM (16W - 60W)



• Fully die-cast for high quality, long-lasting beauty

• MR16 75W performance in a long life, cool running LED track head

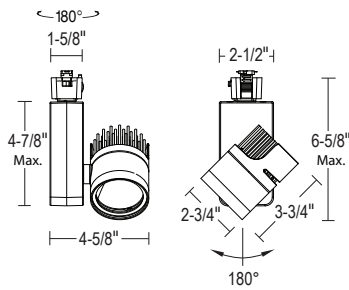
• 4 beam spread options for fine tuning footcandle distribution



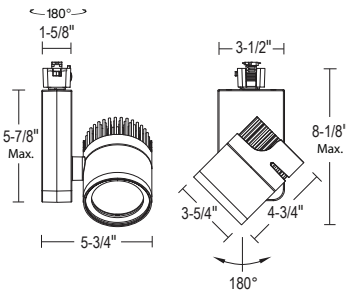
• Powerful lumen output lights objects and spaces near and far



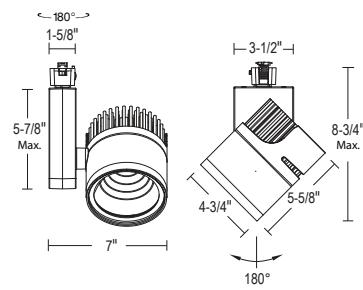
• Available with Tool-less field changeable optics



LTD7410/LTD7415



LTD7430



LTD7450/LTD7460

### ORDERING : LTD7410B-B15-DLV-T27-C90-LVR-2C2N

- Select -

Fixture	Finish	Beam Spread	Control	Color Temperature	Options	Connector Options
<b>Fixture</b> 1100lm (16W) <b>LTD7410</b> 1500lm (21W) <b>LTD7415</b> 2900lm (32W) <b>LTD7430</b> 4500lm (48W) <b>LTD7450</b> 6000lm (60W) <b>LTD7460</b>	<b>Finish</b> All Black <b>B</b> Bright White/Black Heat Sink <b>W</b>	<b>Beam Spread</b> 15° Spot <b>-B15</b> 25° Narrow Flood <b>-B25</b> 45° Flood <b>-B45</b> 60° Wide Flood <b>-B60<sup>6</sup></b>	<b>Control</b> Non-Dimming (120V) <b>Blank</b> ELV Dimming <b>-DLV</b> Non-Dimming (277V) <b>-27</b> Casambi Wireless Dimming (120V/277V) <b>-DCSM<sup>1,4</sup></b> BubbyNet Wireless System (120V/277V) <b>-DBNT<sup>1,5</sup></b>	<b>Color Temperature</b> 2700K (90 CRI) <b>-T27-C90</b> 3000K (90 CRI) <b>-T30-C90</b> 3500K (90 CRI) <b>-T35-C90</b> 4000K (90 CRI) <b>-T40-C90</b> 6500K (80 CRI) <b>-T65<sup>2</sup></b> 1850K-2700K Warm Dimming <b>-TWD<sup>3</sup></b>	<b>Options</b> None <b>Blank</b> MR16 Hex Louver <b>-LVR<sup>1</sup></b>	<b>Connector Options</b> 1CCT/1NT Connector <b>Blank</b> 2CCT/2NT Connector <b>-2C2N</b> 3CCT/1NT Connector <b>-3C1N</b>

<sup>1</sup> Special Order

<sup>2</sup> Only available for LTD7415.

<sup>3</sup> Only available for LTD7415 and LTD7430.

<sup>4</sup> Only available for LTD7410, LTD7415, LTD7430 and LTD7450.

<sup>5</sup> Only available for LTD7410, LTD7415 and LTD7430.

<sup>6</sup> Only available for LTD7450 and LTD7460.

Available with 0-10V and DMX Dimming. Consult Factory for details.

## SPECIFICATION

### Application

---

High Output architecturally-styled APOLLO LED Trackhead is perfect for applications where powerful lumen output is required. Fully die-cast with integrated heatsink, hardware and wiring for a sleek unobtrusive appearance. APOLLO combines long-lasting beauty and energy efficiency with intense lumen output. Excels at delivering maximum footcandles to objects, spaces and features from longer distances. Ideal for Retail and Commercial applications.

### Connector

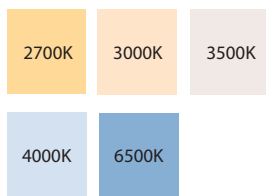
---

LITON track fixtures come standard with 3-Wire H-Type track connections. Fixture is factory preset for installation on single-circuit track. J-Type and L-Type connections are available with extended lead times - consult factory.

### Optics

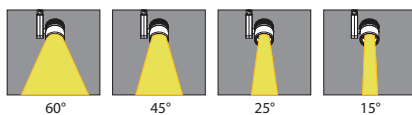
---

Color Temperature:



Available in 2700K, 3000K, 3500K, 4000K and 6500K. LEDs binned to within 3-Step MacAdam Ellipses (SDCM) and surpasses the ANSI C78 377A standard for color deviation.

Beam Spread:



Multifaceted glare reducing anodized reflector held in place with die-cast aluminum holder. Available in Spot, Narrow Flood, Flood and Wide Flood.

Lumen Maintenance:

Minimum 50,000 hours L70 life based on ANSI TM-21 calculations from LM80 standardized test results.

### Thermal Management

---

Effective thermal dissipation facilitated by integral aluminum heat sink for maximum heat rejection to provide long LED life.

### Driver

---

Electronic Constant Current driver integrally mounted in fixture casing.

## SPECIFICATION (Continued)

### Control

---

Low Voltage dimming option (-DLV) works with standard Electronic Low Voltage Dimmers. Factory qualified for use with LUTRON Brand Dimmers: SELV-300P, VELV-300P, NELV-450 along with 3-Way versions. (-DLV) Dimming Option also compatible with Grafik Eye Dimming Interface ELVI-1000, smoothly dims down as low as 10% of initial light output with flicker-free operation.

### CASAMBI WIRELESS FIXTURE DIMMING CONTROL (-DCSM)


---

- Wireless technology with (BLE) Bluetooth Low Energy
- Mesh network connectivity and control
- Signal can be boosted by enabling openings near the module. Consult Factory.



### Finish

---



Available in All Black (B), and Bright White/Black Heat Sink (W).

### Safety Labels

---

ETL/cETL listed.

### Caution

---

Fixtures must be grounded in accordance with national, state and/or local electrical codes. Failure to do so may result in serious personal injury.

### Warranty

---

Covered by a 5-Year Warranty to be free of defects in materials and craftsmanship. Recommended for applications where ambient temperatures do not exceed 35°C, installations exceeding this temperature will result in reduced LED lamp life and a voided warranty.