


# HID-60-H-EX39-840-BYP-WP



Replace 200W and 250W MH lamps for wall packs. Water/dust resistant. Uses 76% less energy than MH. 350° rotatable base puts light where you need it.

Color: White

Weight: 2.2 lbs

**Project:**

**Type:**

**Prepared By:**

**Date:**

## Driver Info

Watts 60W  
 Color Temp 4000K (Cool White)  
 Lumens 9,300  
 Efficacy 155 LPW  
 Color Accuracy 80 CRI  
 L70 Accuracy 50,000

## LED Info

Input Voltage 100-277V  
 Power Factor 0.9  
 Flicker <30%  
 THDi <20%  
 R9

## Technical Specifications

### Listings

**UL Listed:**

Yes

**UL Classified:**

Yes

**FCC:**

Yes

**Rohs:**

Yes

**CEC Status:**

Lawful for sale in California

**DLC Qualified:**

Yes

**DLC Listed:**

This product is on the Design Lights Consortium (DLC) Qualified Products List and is eligible for rebates from DLC Member Utilities. DLC Product Code: PLTSD9J31E0U

### Description

**Lamp Type:**

HID

**Bulb Type:**

Wall Pack

**Base Type:**

EX39, Mogul Base

**Dimmable:**

No

### Construction

**Operating Temperature:**

-20 - 40°C

**Bare Lamp Illuminated Length (inches):**

7.56"

**MOL (inches):**

10.67"

### MOD (inches):

3.62"

### Minimum Compartment Size (inches):

Length: 7.87"  
 Width: 7.87"  
 Height: 11.81"

### LED Characteristics

**Lifespan:**

50,000-hour LED lifespan based on IES LM-70 results

### Optical

**Beam Angle:**

180°

### Other

**Warranty:**

5-years

# HID-60-H-EX39-840-BYP-WP

## Technical Specifications (continued)

### Other

#### Accessories:

Surge protector available. Click [here](#) for surge protector accessory. Sold separately.

### Shipping Information

#### Case Qty:

12

#### Case Dimensions:

16.73 x 12.68 x 12.6

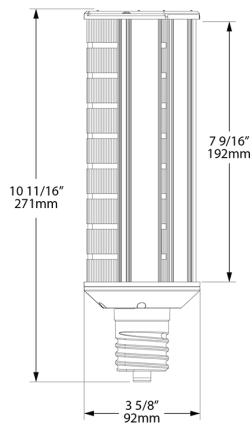
#### Pallet Quantity of Pieces:

144

#### Pallet Dimensions:

27.32 x 35.43 x 42.52

## Dimensions




## Features

- HID REPLACEMENT - Replacement for conventional HID lamps
- BALLAST BYPASS - Internal driver eliminates the need for external driver or ballast
- COMPACT DESIGN - Allows the lamp to fit in most fixtures
- INSTALLATION ORIENTATION - Lamps can be installed universally Base up, down or sideways
- HEAT DISSIPATION - Thermal technology extends lifespan
- WATER & DUST RESISTANT - Ideal for outdoor fixtures
- ENCLOSED FIXTURE RATED - May be used in enclosed and open fixtures
- ENERGY SAVINGS - Uses 76% less energy than traditional lamps
- MERCURY FREE - Environmentally friendly vs fluorescent technologies
- 350° ROTATABLE BASE - Direct light where needed

## Ordering Matrix

Family	Lamp Power	Orientation	Base Type	CRI	Color Temp	Installation Type	Lamp Type
HID	60	H	EX39	8	40	BYP	WP
	40 = 200W 60 = 250W	H = Horizontal	EX39 = EX39	8 = 80 CRI	30 = 3000K 40 = 4000K 50 = 5000K	BYP = Bypass	WP = Wall Pack



Replace 200W and 250W MH lamps for wall packs. Water/dust resistant. Uses 76% less energy than MH. 350° rotatable base puts light where you need it.

Color: White

Weight: 2.2 lbs

**Project:**

**Type:**

**Prepared By:**

**Date:**

**Driver Info**

**LED Info**

Watts	60W	Input Voltage	100-277V
Color Temp	5000K (Daylight)	Power Factor	0.9
Lumens	9,300	Flicker	<30%
Efficacy	155 LPW	THDi	<20%
Color Accuracy	80 CRI	R9	
L70 Accuracy	50,000		

## Technical Specifications

**Listings**

**UL Listed:**

Yes

**UL Classified:**

Yes

**FCC:**

Yes

**Rohs:**

Yes

**CEC Status:**

Lawful for sale in California

**DLC Qualified:**

Yes

**DLC Listed:**

This product is on the Design Lights Consortium (DLC) Qualified Products List and is eligible for rebates from DLC Member Utilities. DLC Product Code: PLFRALVVSM40

**Description**

**Lamp Type:**

HID

**Bulb Type:**

Wall Pack

**Base Type:**

EX39, Mogul Base

**Dimmable:**

No

**Construction**

**Operating Temperature:**

-20 - 40°C

**Bare Lamp Illuminated Length (inches):**

7.56"

**MOL (inches):**

10.67"

**MOD (inches):**

3.62"

**Minimum Compartment Size (inches):**

Length: 7.87"

Width: 7.87"

Height: 11.81"

**LED Characteristics**

**Lifespan:**

50,000-hour LED lifespan based on IES LM-70 results

**Optical**

**Beam Angle:**

180°

**Other**

**Warranty:**

5-years

## Technical Specifications (continued)

### Other

#### Accessories:

Surge protector available. Click [here](#) for surge protector accessory. Sold separately.

### Shipping Information

#### Case Qty:

12

#### Case Dimensions:

16.73 x 12.68 x 12.6

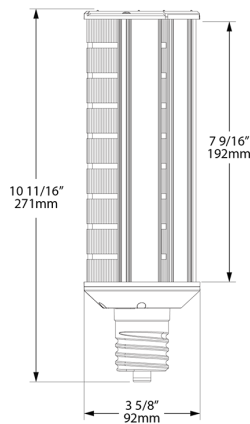
#### Pallet Quantity of Pieces:

144

#### Pallet Dimensions:

27.32 x 35.43 x 42.52

## Dimensions



## Features

- HID REPLACEMENT - Replacement for conventional HID lamps
- BALLAST BYPASS - Internal driver eliminates the need for external driver or ballast
- COMPACT DESIGN - Allows the lamp to fit in most fixtures
- INSTALLATION ORIENTATION - Lamps can be installed universally Base up, down or sideways
- HEAT DISSIPATION - Thermal technology extends lifespan
- WATER & DUST RESISTANT - Ideal for outdoor fixtures
- ENCLOSED FIXTURE RATED - May be used in enclosed and open fixtures
- ENERGY SAVINGS - Uses 76% less energy than traditional lamps
- MERCURY FREE - Environmentally friendly vs fluorescent technologies
- 350&deg; ROTATABLE BASE - Direct light where needed

## Ordering Matrix

Family	Lamp Power	Orientation	Base Type	CRI	Color Temp	Installation Type	Lamp Type
HID	60	H	EX39	8	50	BYP	WP
	40 = 200W 60 = 250W	H = Horizontal	EX39 = EX39	8 = 80 CRI	30 = 3000K 40 = 4000K 50 = 5000K	BYP = Bypass	WP = Wall Pack