

**DIRECTIONAL LIGHTS
DL-20-MR16 SERIES**



DIRECTIONAL LIGHTS

DL-20-MR16 SERIES



TYPE

SPECIFICATIONS

CONSTRUCTION: Cast aluminum, cast brass or composite Bullet; matching heavy duty cast aluminum, brass or composite adjustable swivel; matching extension collar with lens.

NOTE: Weep holes standard in bottom of fixture body to allow air flow for high temperature lamps. See DOWN LIGHTS note below for down light applications.

LENS: High impact clear tempered convex glass

O-RING: High temperature red silicone

LAMP SUPPLIED: 75 watt MR16 FL(EYC) 5000 hours average rating (75w max)

LAMP OPTIONS: We recommend 50,000 hour ARROW 4w LED (-LED) or 40,000 hour 5w (-LED5) or 7w (-LED7) ARROW Super Saver LED

SOCKET: High temperature ceramic GU5.3 bi-pin with 250°C silicone lead wires

WIRING: Black 3 foot 18/2 zip cord from base of fixture (12v only)

For 25 foot 16/2 fixture lead wire add -25F to catalog number.

CONNECTION: FA-05 Quick Connector (not supplied) from fixture to main cable (12/2, 10/2 or 8/2 only)

MOUNTING: FA-03 black 9" ABS stake threaded 1/2" NPS

FINISH: Aluminum-Black texture polyester powder coat. Optional finishes available
Brass-Unfinished brass. Optional finishes available

DOWN LIGHTS: Add -D suffix to end of catalog number for down light without weep holes.



DL-20-MR16-BRS
mounted on
FA-24-BRS



ORDERING INFORMATION

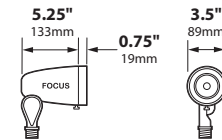
CATALOG NO.	DESCRIPTION	LAMP	SHIP WEIGHT
DL-20-MR16-BLT	Cast Aluminum Bullet, Extension Collar Convex Lens	75w MR16 FL(EYC)	2.0 lbs.
DL-20-MR16-BRS	Cast Brass Bullet, Extension Collar Convex Lens	75w MR16 FL(EYC)	3.0 lbs.
CDL-20-MR16-BLT	Composite Bullet, Extension Collar Convex Lens	75w MR16 FL(EYC)	2.0 lbs.
DL-20-AC-MR16-BLT	Cast Aluminum Bullet, Angle Collar Convex Lens	75w MR16 FL(EYC)	3.0 lbs.
DL-20-AC-MR16-BRS	Cast Brass Bullet, Angle Collar Convex Lens	75w MR16 FL(EYC)	5.0 lbs.
CDL-20-AC-MR16-BLT	Composite Bullet, Angle Collar Convex Lens	75w MR16 FL(EYC)	3.0 lbs.

120V MODELS WITH INTERNAL ELECTRONIC 75 WATT HALOGEN TRANSFORMER OR 60W LED TRANSFORMER AVAILABLE.

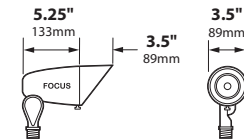
Add -T to end of Halogen MR16 fixture part number (50w max halogen lamp)

Add -T to end of LED MR16 fixture part number for LED transformer.

For -NL (No Lamp) fixtures add -T for Halogen transformer or -LEDT for LED transformer.



DL-20-MR16



DL-20-AC-MR16



BEAM/GLARE CONTROL ACCESSORIES

FA-08-06	Round 1/4" Hex Cell Louver
FA-10-20-BLUE	Blue Tempered Glass Lens
FA-10-20-GREEN	Green Tempered Glass Lens
FA-98-20	Linear Spread Tempered Glass Lens
FA-104-20	Wide Spread Tempered Glass Lens Softener

JOB INFORMATION

Type:	Date:
Job Name:	
Cat.No.:	
Lamp(s):	
Specifier:	
Contractor:	
Notes:	

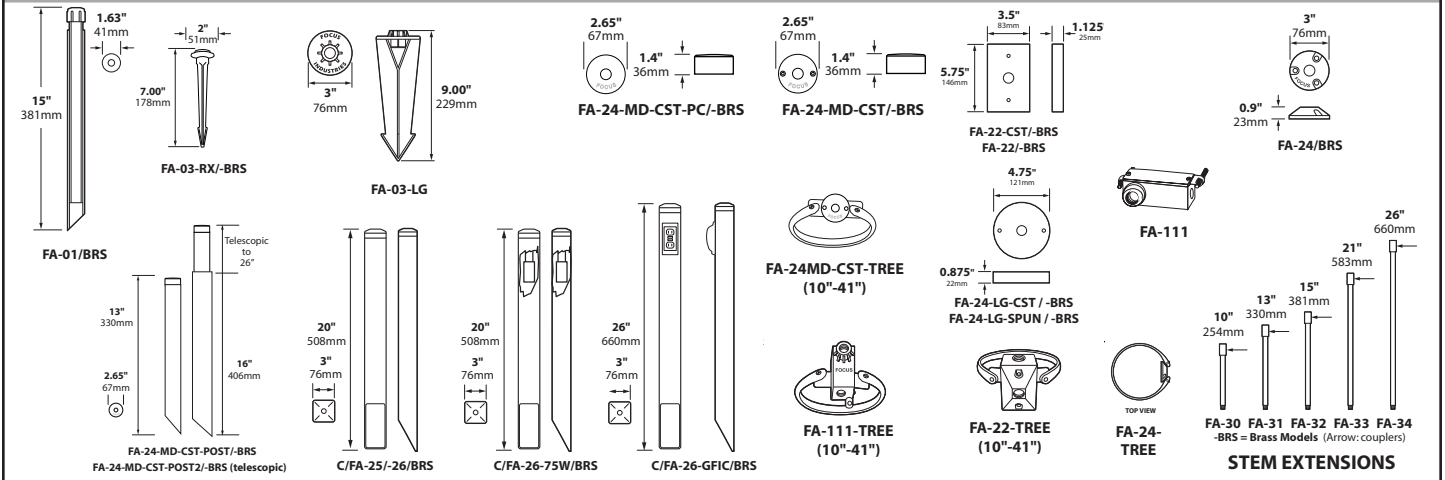
Black Texture (Standard)	Antique Verde	Bronze Texture	Camel	White Texture	Hunter Texture	Rust	Weathered Iron	Weathered Brown	Stucco	Rubbed Verde	Chrome Powder	Acid Rust	Acid Verde	Black Acid Treatment
-BLT	-ATV	-BRT	-CAM	-WTX	-HTX	-RST	-WIR	-WBR	-STU	-RBV	-CPR	-BAR/CAR	-BAV/CAV	-BAT

DIRECTIONAL LIGHTS DL-20-MR16 SERIES

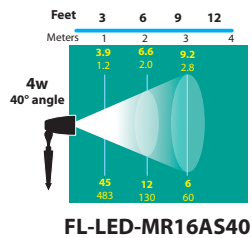


TYPE

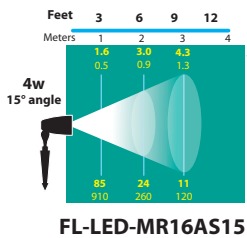
MOUNTING ACCESSORIES



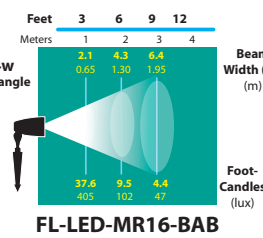
LIGHT DISTRIBUTIONS AND PHOTOMETRICS



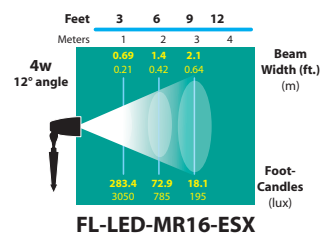
FL-LED-MR16AS40



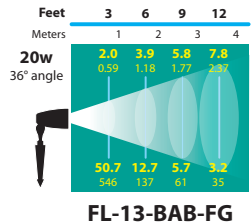
FL-LED-MR16AS15



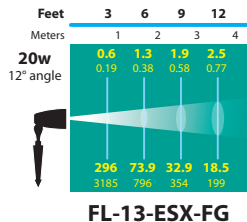
FL-LED-MR16-BAB



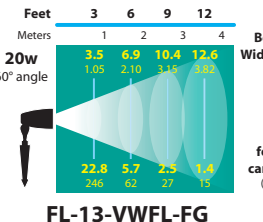
FL-LED-MR16-ESX



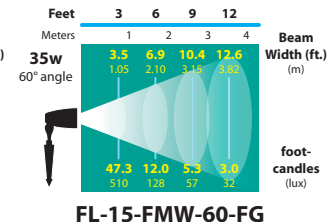
FL-13-BAB-FG



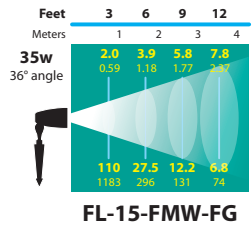
FL-13-ESX-FG



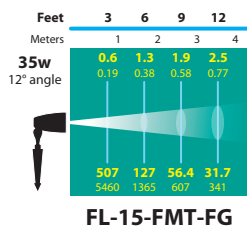
FL-13-VWFL-FG



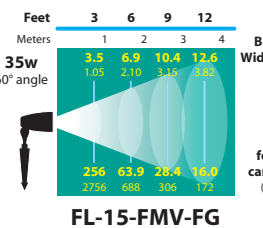
FL-15-FMW-60-FG



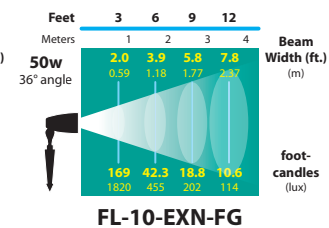
FL-15-FMW-FG
FL-15-FMW-ULTRA



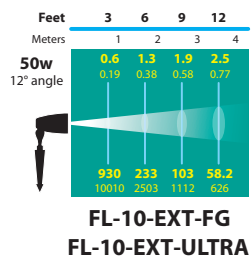
FL-15-FMT-FG



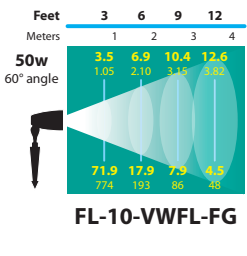
FL-15-FMV-FG
FL-15-FMV-ULTRA



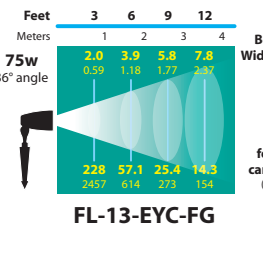
FL-10-EXN-FG
FL-10-EXN-ULTRA



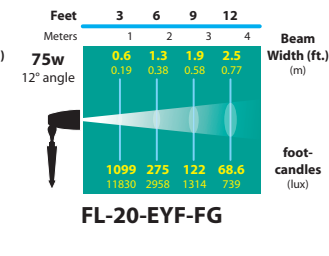
FL-10-EXT-FG
FL-10-EXT-ULTRA



FL-10-VWFL-FG



FL-13-EYC-FG



FL-20-EYF-FG

Black Texture (Standard)	Antique Verde	Bronze Texture	Camel	White Texture	Hunter Texture	Rust	Weathered Iron	Weathered Brown	Stucco	Rubbed Verde	Chrome Powder	Acid Rust	Acid Verde	Black Acid Treatment
-BLT	-ATV	-BRT	-CAM	-WTX	-HTX	-RST	-WIR	-WBR	-STU	-RBV	-CPR	-BAR/CAR	-BAV/CAV	-BAT