

50 Watt Equivalent

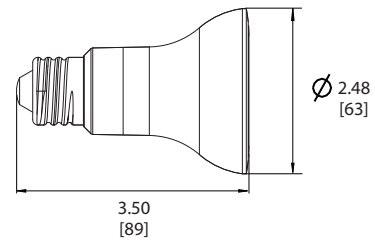


Advantages

- The unique PowerXplore driver
- High performance and low cost
- Energy saving up to 85%, Power factor > 0.92
- Slim and integrated design
- RoHS compliant - mercury free



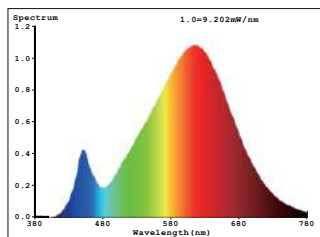
Technical Drawing



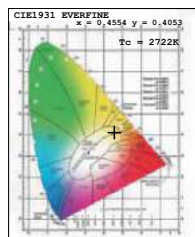
Unit: inch [mm]

Ordering Information/ Specifications/ Technical Data

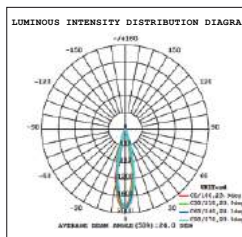
Model	Wattage	Beam Angle	Lumens	CRI	CCT	Base	Life Time	Dimmable	Energy Star
PAR20D07-27WH/25	7W	25°	420lm	85	2700K	E26	25,000hrs	●	
PAR20D07-27WH/36	7W	36°	420lm	85	2700K	E26	25,000hrs	●	●
PAR20D07-30WH/25	7W	25°	435lm	85	3000K	E26	25,000hrs	●	
PAR20D07-30WH/36	7W	36°	435lm	85	3000K	E26	25,000hrs	●	●
PAR20D07-50WH/25	7W	25°	500lm	85	5000K	E26	25,000hrs	●	
PAR20D07-50WH/36	7W	36°	500lm	85	5000K	E26	25,000hrs	●	



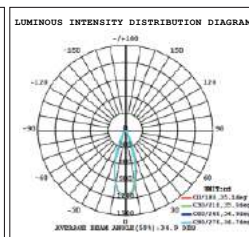
Spectrum Power Distribution



CIE Chromaticity Diagram



25° Polar Plot



36° Polar Plot