

Catalog Number

Project

Type

FEATURES & SPECIFICATIONS

APPLICATION — The Genesis Gen2 line of LED Landscape Bullets are the most versatile LED fixtures on the market today. Various beam spreads and wattages allow for a customized finish to any property. The high end residential grade system was designed for 120V operation residential applications.

CONSTRUCTION — The die cast aluminum heat sink has 24 heat dissipating fins to maintain a cool operating LED for maximum life. The fins are independently supported to allow for unobstructed airflow. A cast brass junction box is provided for incoming power.

FINISH — A cathodic epoxy electrocoat primer or E-Coat is applied to all die cast aluminum components. E-coating provides the ultimate in corrosion and chemical resistance, providing superior salt spray, humidity and cyclic corrosion endurance. After the E-Coat is applied a super durable polyester powder coat finish is electrostatically applied in our state of the art paint facility.

OPTICAL SYSTEM — Techlight's proprietary OpticapSystem™ utilizes interchangeable optical lenses & reflectors to increase fixture lumen output efficiency. The system is provided with a high performance convex lenticular prismatic flood or a plano-convex spot optical lens. The flood & spot optical lenses are molded from low iron tempered glass. A 96% reflective UV stabilized injection molded reflector is included with each system. A variety of glass color filters are available to meet the designers specific color control needs. The aluminum, brass, or composite safety grill rotates 360° for glare control.

ELECTRICAL SYSTEM — **NOTE: A Techlight Surge Protector must be incorporated into the LED system at the beginning of each circuit as a minimum. Failure to do so will void the system warranty.** Fixture operates at 120V input voltage. Nominal open circuit current .25 to .42 amps. A 30 watt LED source provides approximately 2353 to 3680 (CW) Lumens of light. System is compatible with the use of a rotary TRIAC Dimmer. Provided with a 15' or 30' 16/3 STW cord (custom lengths available upon request).

MOUNTING — Fixtures are designed to be in-ground well lights and should be installed according to the installation instructions made available by Techlight. Proper drainage and substrate must be provided for water to flow freely through the well sleeve. A brass junction box is provided with an IP68 water-tight connector.

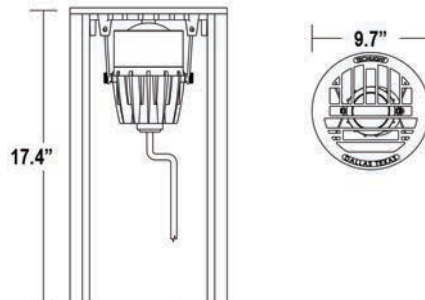
LISTINGS — ETL listed for wet locations (IP67). Meets US and Canadian safety standards. -40°C to 40°C ambient operation.

WARRANTY — Techlight warrants the LED lighting Product(s) to be free from defects in material and workmanship for a period of three years for LED Light Engines and LED Power Components, from the date of shipment. Ground mounted products that are provided standard with our proprietary E-Coat pretreatment prior to the application of a powdercoat finish will carry a full 10 year finish warranty. Proper maintenance is required for full finish warranty.



Genesis Gen2 Large LED Well Light WLAR SERIES

Patent: D0648056



Series	Housing Height	Diameter
WLAR	17.4"	9.7"

ORDERING INFORMATION

Choose the bold face options for the appropriate luminaire configuration for your application and enter on the line above each fixture attribute. Accessories may be factory installed, depending on the particular accessory chosen, but still be ordered as a separate line item.

Example: **WLARSP30NW120BK**

WLAR

Series	Distribution	Wattage	Color Temp	Voltage	Grill	Finish	Cord
WLAR	FL Flood (72°) SP Spot (20°)	30 30W	CW Cool White NW Neutral White WW Warm White	120 120V	Blank Black Aluminum Grill BR Brass Grill BC Black Composite Grill	BK Black	Blank 15' Cord C30 30' Cord SP² Custom Length

Accessories (Order as separate line items)

100180³	10kV Surge Protector
LEDLFG120LENS	Green Glass Lens Filter (each)
TLHB800RCH	Digital Timer

NOTES

- 1 Custom RAL color matching is available. Contact your Techlight sale representative for additional information.
- 2 Contact factory for custom length cords.
- 3 A Techlight Surge Protector must be incorporated into the LED system at the beginning of each circuit as a minimum. Failure to do so will void the system warranty.

WLAR Genesis Gen2 Large LED Well Light

PERFORMANCE

Fixture	Color Temp	30W Lumen Output		
		FL	SP	
WLAR	CW (5900K)	2280	2353	*Delivered lumens shown do not include light loss due to the fixture grill.
	NW (4000K)	2129	2196	
	WW (3000K)	2071	2138	

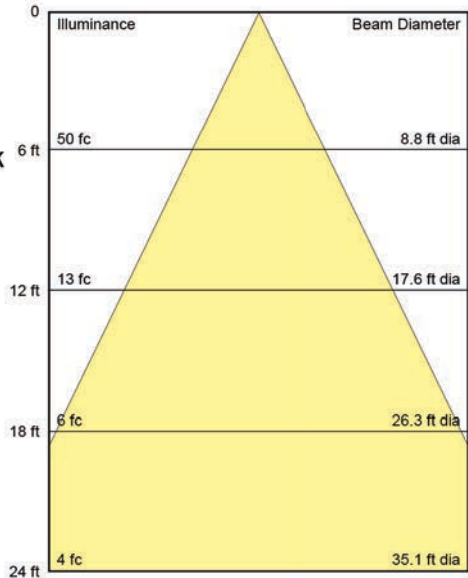
ILLUMINANCE CONE DIAGRAM

WLARFL30CW120

Flood Optic

30W WLAR LED

Color Temperature: 5,900 K



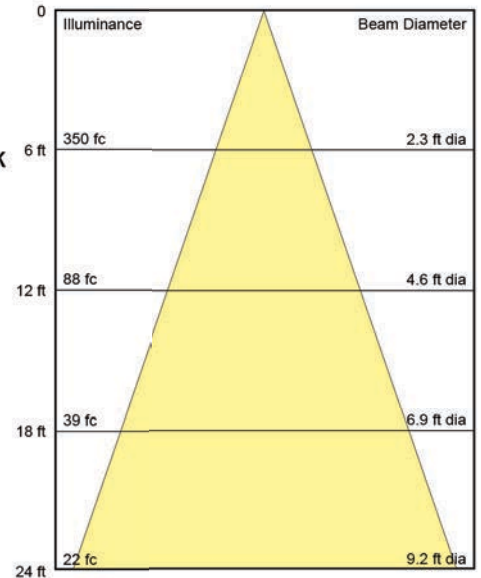
ILLUMINANCE CONE DIAGRAM

WLARSP30CW120

Spot Optic

30W WLAR LED

Color Temperature: 5,900 K



ADDITIONAL FIXTURE ACCESSORIES

GL2CAPCVXFLDREFL

72° Flood OpticapSystem™

Field Installable Flood Optic



Change the optic on the job by simply swapping the OpticapSystem™ on any fixture

BSP3-277-LC¹

10kV Surge Protector



LEDLFG120LENS

Green Glass Lens Filter (each)



LEDLB120LENS

Blue Glass Lens Filter (each)



GL2CAPSPOPTREFL

20° Spot OpticapSystem™

Field Installable Spot Optic



Change the optic on the job by simply swapping the OpticapSystem™ on any fixture

TLHB800RCH

Digital Timer



WARNING: The driver assembly is wired and programmed specific to the unit configuration ordered. Any attempt to modify this unit will void the warranty.

NOTES

- 1 A Techlight Surge Protector must be incorporated into the LED system at the beginning of each circuit as a minimum. Failure to do so will void the system warranty.