

LED COMMERCIAL BRICK LIGHTS

SL-08-LEDP SERIES **GOGREEN**

TYPE

SPECIFICATIONS

CONSTRUCTION: Cast aluminum or brass 3 louver brick light.
Stamped stainless steel surface mounting bracket - no back box required.

-AL MODELS ONLY: Cast aluminum or brass brick light with high impact white acrylic lens.
Stamped stainless steel surface mounting bracket - no back box required.

3 LENS OPTIONS:
SL-08-LEDP: Standard white acrylic; creates warm 2700K incandescent like color
SL-08-LEDP-SB: Sand Blast clear acrylic; creates soft 3000K halogen like color
SL-08-LEDP-CL: Clear acrylic; bright halogen 3000K color

GASKET: Black neosponge closed cell; .190" thickness

LIGHT SOURCE: 12v, 8w integrated LED flat panel with external driver, warm white 3000K
630 lumens (3000K) / 680 lumens (5200K)

LIFETIME RATING: 50,000 hours

SOCKET: None

DRIVER: 8w output, 12v AC input. Maximum distance from fixture is 18 feet.
For use with magnetic transformers only

VOLTAGE RANGE: 9 to 18 volts. Optimum operating range of 10 to 15 volts for consistent performance and brightness.

WIRING: Red(+) and Black(-) 18 gauge zip cord from LED panel. Connects to external driver
Red(+) and Black(-) 18 gauge zip cord.
Additional 6' 18/2 zip cord supplied for wiring external driver to main cable.
For 25 foot 16/2 fixture lead wire add **-25F** to catalog number.

CONNECTION: FA-05 Quick Connector (not supplied) from LED driver to main cable
(12/2, 10/2 or 8/2 only)

MOUNTING: Stainless Steel surface mount bracket; two screws and wall anchors provided;
Face plate attaches to bracket with two provided set screws

FINISH: Aluminum - Black texture polyester powder coat; optional finishes available
Brass - Unfinished; optional finishes available

CAUTION: MUST BE POWERED BY LOW VOLTAGE AC MAGNETIC TRANSFORMER ONLY



SL-08-LEDP-WBR



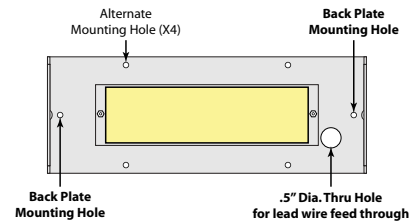
SL-08-AL-LEDP-BAR



ORDERING INFORMATION

CATALOG NO.	DESCRIPTION	SHIP WEIGHT
SL-08-LEDP-BLT	Cast Aluminum 3 Louver Flat Panel LED Brick Light,	1.0 lbs.
SL-08-LEDP-BRS	Cast Brass 3 Louver Flat Panel LED Brick Light,	2.0 lbs.
SL-08-AL-LEDP-BLT	Cast Aluminum Lensed Flat Panel LED Brick Light,	1.0 lbs.
SL-08-AL-LEDP-BRS	Cast Brass Lensed Panel LED Brick Light,	2.0 lbs.

Lenses are all standard white acrylic; creates warm 2700K incandescent like color
Add -SB To Part #: Sand Blast clear acrylic; creates soft 3000K halogen like color
Add -CL To Part #: Clear acrylic; bright halogen 3000K color
Add -52 To Part #: 5200K Cool White Flat Panel LED



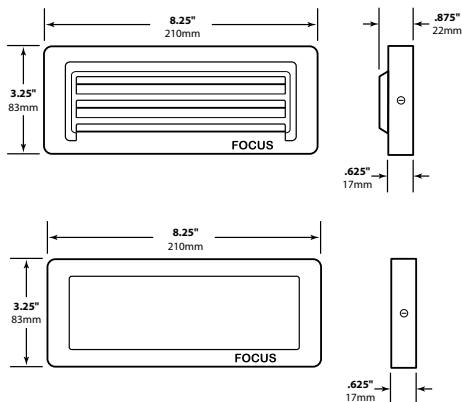
Mounting Bracket w/ LED Panel



IP66



JOB INFORMATION	
Type:	Date:
Job Name:	
Cat. No.:	
Lamp(s):	
Specifier:	
Contractor:	
Notes:	



Black Texture (Standard)	Antique Verde	Bronze Texture	Camel	White Texture	Hunter Texture	Rust	Weathered Iron	Weathered Brown	Stucco	Rubbed Verde	Chrome Powder	Terra Cotta	Acid Rust	Acid Verde	Black Acid Treatment
-BLT	-ATV	-BRT	-CAM	-WTX	-HTX	-RST	-WIR	-WBR	-STU	-RBV	-CPR	-TRC	-BAR/CAR	-BAV/CAV	-BAT

SL-08-LEDP Cut Sheet 121015

BRASS & COPPER ONLY

LED BRICK LIGHTS SL-08-LEDP SERIES

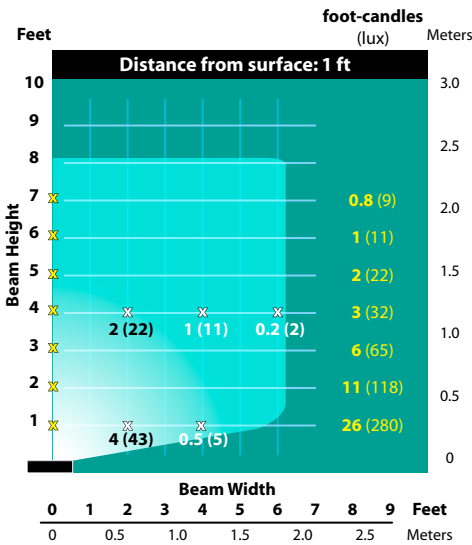
TYPE

LIGHT DISTRIBUTIONS AND PHOTOMETRICS

Distance From Surface: 1 FT

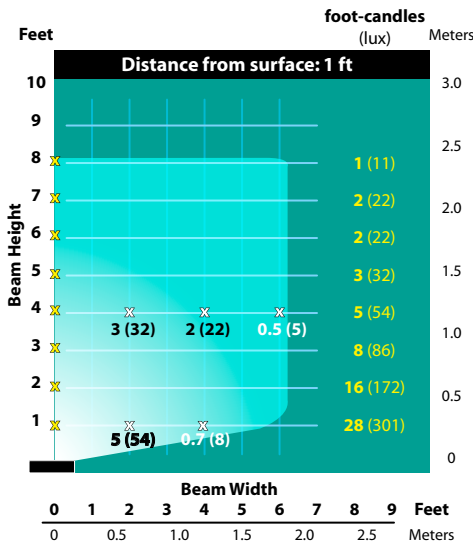
SL-08-LEDP

Std. White Lens Half Spread Photometrics



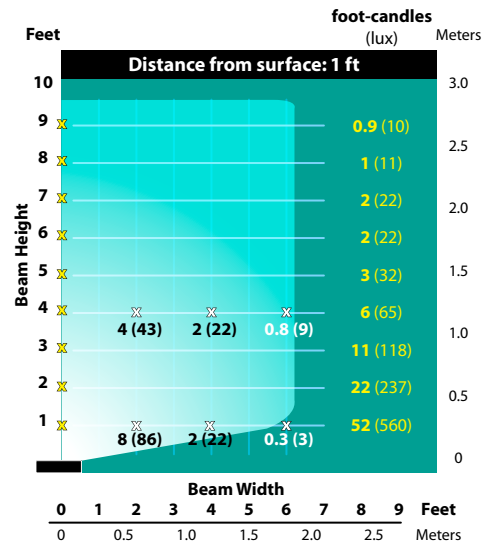
SL-08-LEDP-SB

Sand Blast Lens Half Spread Photometrics



SL-08-LEDP-CL

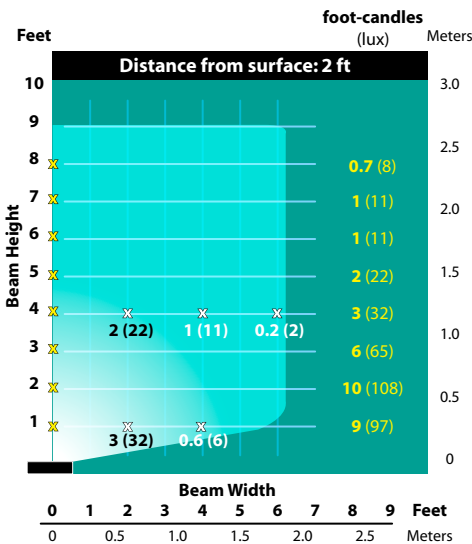
Clear Lens Half Spread Photometrics



Distance From Surface: 2 FT

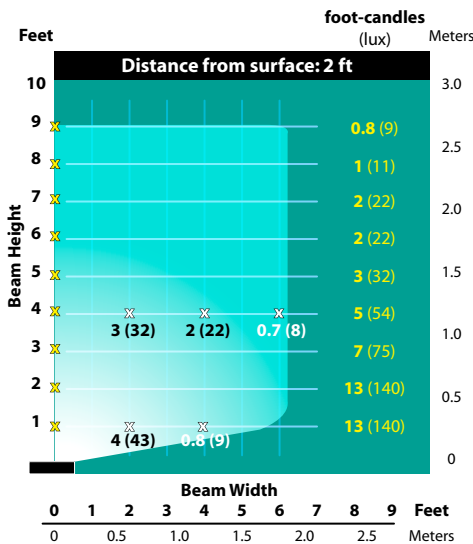
SL-08-LEDP

Std. White Lens Half Spread Photometrics



SL-08-LEDP-SB

Sand Blast Lens Half Spread Photometrics



SL-08-LEDP-CL

Clear Lens Half Spread Photometrics

