

LED BRICK LIGHTS SL-04-LEDP SERIES



TYPE

SPECIFICATIONS

CONSTRUCTION: Stamped aluminum, brass, copper or stainless steel step/brick light with stamped stainless steel surface mounting bracket - no back box required.

3 LENS OPTIONS:

- SL-04-LEDP: Standard white acrylic; creates warm 2700K incandescent like color
- SL-04-LEDP-SB: Sand Blast clear acrylic; creates soft 3000K halogen like color
- SL-04-LEDP-CL: Clear acrylic; bright halogen 3000K color

GASKET: Black neosponge closed cell; .190" thickness

LIGHT SOURCE: 12v, 8w integrated LED flat panel with external driver, warm white 3000K 630 lumens (3000K) / 680 lumens (5200K)

LIFETIME RATING: 50,000 hours

SOCKET: None

DRIVER: 8w output, 12v AC input. Maximum distance from fixture is 18 feet. For use with magnetic transformers only

VOLTAGE RANGE: 9 to 18 volts. Optimum operating range of 10 to 15 volts for consistent performance and brightness.

WIRING: Red(+) and Black(-) 18 gauge zip cord from LED panel. Connects to external driver Red(+) and Black(-) 18 gauge zip cord. Additional 6' 18/2 zip cord supplied for wiring external driver to main cable. For 25 foot 16/2 fixture lead wire add **-25F** to catalog number.

CONNECTION: FA-05 Quick Connector (not supplied) from LED driver to main cable (12/2, 10/2 or 8/2 only)

MOUNTING: Stainless Steel surface mount bracket; four screws and wall anchors provided; Face plate attaches to bracket with two provided screws

FINISH: Aluminum - Black texture polyester powder coat; optional finishes available
Brass - Unfinished; optional finishes available
Copper-Unfinished; optional finishes available
Stainless Steel-Brushed

CAUTION: MUST BE POWERED BY LOW VOLTAGE AC MAGNETIC TRANSFORMER ONLY



SL-04-LEDP-RST



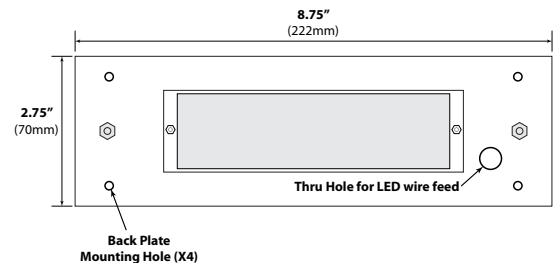
SL-04-ALLEDPCOP



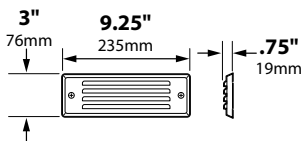
SL-04-1LLEDPBAT

ORDERING INFORMATION

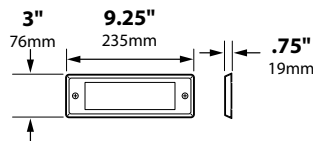
CATALOG NO.	DESCRIPTION	LAMP	SHIP WEIGHT
SL-04-LEDP-BLT	Aluminum 4 Louver Brick Light	8w Flat Panel LED	2.0 lbs.
SL-04-LEDP-BRS	Brass 4 Louver Brick Light	8w Flat Panel LED	2.0 lbs.
SL-04-LEDP-COP	Copper 4 Louver Brick Light	8w Flat Panel LED	2.0 lbs.
SL-04-LEDP-SS	Stainless Steel 4 Louver Brick Light	8w Flat Panel LED	2.0 lbs.
SL-04-AL-LEDP-BLT	Aluminum Lensed Brick Light	8w Flat Panel LED	2.0 lbs.
SL-04-AL-LEDP-BRS	Brass Lensed Brick Light	8w Flat Panel LED	2.0 lbs.
SL-04-AL-LEDP-COP	Copper Lensed Brick Light	8w Flat Panel LED	2.0 lbs.
SL-04-AL-LEDP-SS	Stainless Steel Lensed Brick Light	8w Flat Panel LED	2.0 lbs.
SL-04-1L-LEDP-BLT	Aluminum 1 Louver Brick Light	8w Flat Panel LED	2.0 lbs.
SL-04-1L-LEDP-BRS	Brass 1 Louver Brick Light	8w Flat Panel LED	2.0 lbs.
SL-04-1L-LEDP-COP	Copper 1 Louver Brick Light	8w Flat Panel LED	2.0 lbs.
SL-04-1L-LEDP-SS	Stainless Steel 1 Louver Brick Light	8w Flat Panel LED	2.0 lbs.



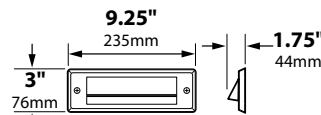
Lenses are all standard white acrylic; creates warm 2700K incandescent like color
Add -SB To Part #: Sand Blast clear acrylic; creates soft 3000K halogen like color
Add -CL To Part #: Clear acrylic; bright halogen 3000K color
Add -52 To Part #: 5200K Cool White Flat Panel LED



SL-04-LEDP



SL-04-AL-LEDP



SL-04-1L-LEDP



JOB INFORMATION	
Type:	Date:
Job Name:	
Cat. No.:	
Lamp(s):	
Specifier:	
Contractor:	
Notes:	

Black Texture (Standard)	Antique Verde	Bronze Texture	Camel	White Texture	Hunter Texture	Rust	Weathered Iron	Weathered Brown	Stucco	Rubbed Verde	Chrome Powder	Acid Rust	Acid Verde	Black Acid Treatment
-BLT	-ATV	-BRT	-CAM	-WTX	-HTX	-RST	-WIR	-WBR	-STU	-RBV	-CPR	-BAR/CAR	-BAV/CAV	-BAT

LED BRICK LIGHTS SL-08-LEDP SERIES

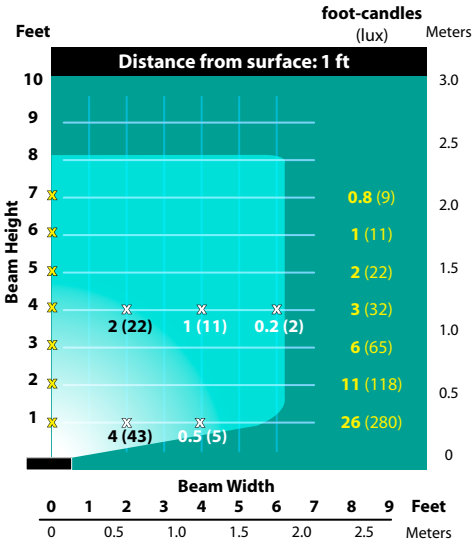
TYPE

LIGHT DISTRIBUTIONS AND PHOTOMETRICS

Distance From Surface: 1 FT

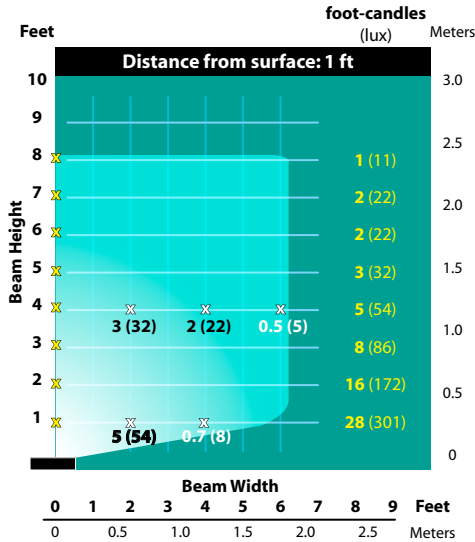
SL-04-LEDP

Std. White Lens Half Spread Photometrics



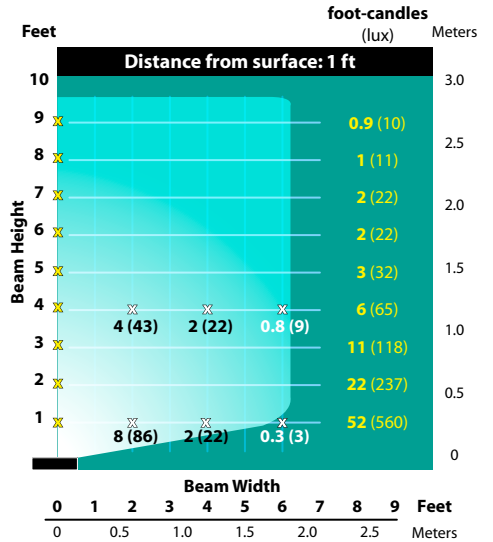
SL-04-LEDP-SB

Sand Blast Lens Half Spread Photometrics



SL-04-LEDP-CL

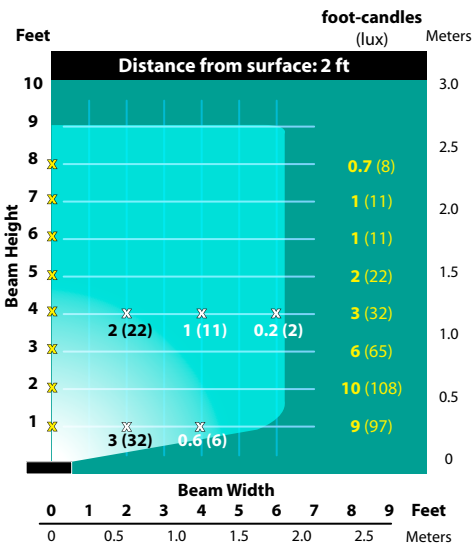
Clear Lens Half Spread Photometrics



Distance From Surface: 2 FT

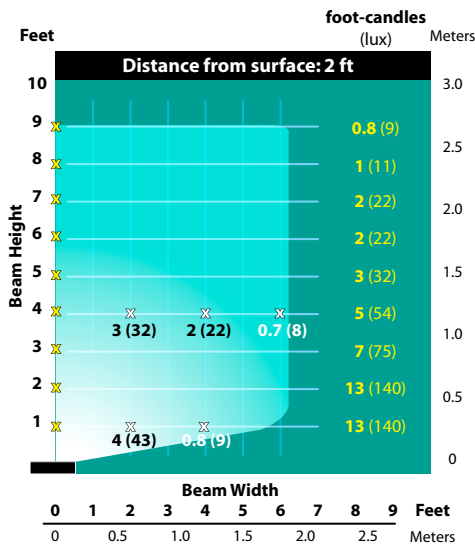
SL-04-LEDP

Std. White Lens Half Spread Photometrics



SL-04-LEDP-SB

Sand Blast Lens Half Spread Photometrics



SL-04-LEDP-CL

Clear Lens Half Spread Photometrics

