

WELL LIGHTS SL-20-SM 12 VOLT SERIES



TYPE

SPECIFICATIONS

CONSTRUCTION:

BODY: Fiberglass reinforced bronze composite with molded brass inserts for screws
LENS HOLDER & GRATE: Fiberglass reinforced bronze composite, cast aluminum or cast brass

AIMING CAPABILITY: 30° (MR16 model only)

LENS: High impact clear tempered convex glass

LAMP SUPPLIED: 20w MR16 FL(BAB) 5000 hours average rating (50w max)

LAMP OPTIONS: We recommend ARROW 4w LED (-LED) or 6w LED (-LED6W); 50,000 hour or ARROW SAVER 4w LED (-LAS); 40,000 hour

SOCKET: High temperature ceramic GU5.3 bi-pin with 250°C silicone lead wires

REFLECTOR: Highly polished specular aluminum

WIRING: Black 4 foot 18/2 zip cord from base of fixture
For 25 foot 16/2 fixture lead wire add -25F to catalog number.

CONNECTION: FA-05 Quick Connector (not supplied) from fixture to main cable (12/2, 10/2 or 8/2 only)

FINISH: Composite - Bronze

Aluminum Lens Holder/Grate - Black texture polyester powder coat. Optional finishes available
Brass Lens Holder/Grate - Unfinished brass. Optional finishes available



SL-20-SMLMR16



SL-20-SMGMR16

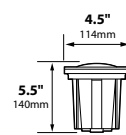
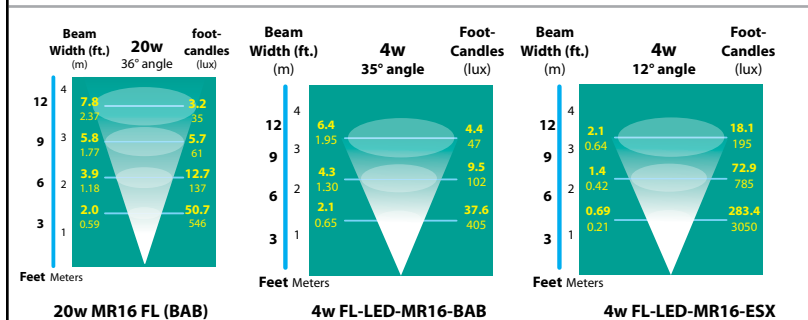


SL-20-SMLMR16
with FA-135SM-BRT

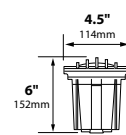
ORDERING INFORMATION

CATALOG NO.	DESCRIPTION	LAMP SUPPLIED	SHIP WEIGHT
SL-20-SMLMR16	Well Light, Composite Lens Holder	20w MR16 FL(BAB)	2.0 lbs.
SL-20-SMLMR16-BLT	Well Light, Aluminum Lens Holder	20w MR16 FL(BAB)	2.0 lbs.
SL-20-SMLMR16-BRS	Well Light, Brass Lens Holder	20w MR16 FL(BAB)	2.0 lbs.
SL-20-SMGMR16	Well Light, Composite Grate	20w MR16 FL(BAB)	2.0 lbs.
SL-20-SMGMR16-BLT	Well Light, Aluminum Grate	20w MR16 FL(BAB)	2.0 lbs.
SL-20-SMGMR16-BRS	Well Light, Brass Grate	20w MR16 FL(BAB)	3.0 lbs.
SL-20-SMLMR16LED	Well Light, Composite Lens Holder	4w ARROW LED (BAB)	2.0 lbs.
SL-20-SMLMR16LED-BLT	Well Light, Aluminum Lens Holder	4w ARROW LED (BAB)	2.0 lbs.
SL-20-SMLMR16LED-BRS	Well Light, Brass Lens Holder	4w ARROW LED (BAB)	2.0 lbs.
SL-20-SMGMR16LED	Well Light, Composite Grate	4w ARROW LED (BAB)	2.0 lbs.
SL-20-SMGMR16LED-BLT	Well Light, Aluminum Grate	4w ARROW LED (BAB)	2.0 lbs.
SL-20-SMGMR16LED-BRS	Well Light, Brass Grate	4w ARROW LED (BAB)	3.0 lbs.

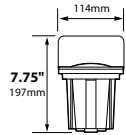
LIGHT DISTRIBUTIONS AND PHOTOMETRICS



SL-20-SML



SL-20-SMG



SL-20-SML
with FA-135SM



BOTTOM
2 Female 1/2" NPS threaded
ports available upon request



ACCESSORIES

CATALOG NO.	DESCRIPTION
FA-133SM-BLT / -BRS	Cast Aluminum or Brass Lens Holder
FA-134SM-BLT / -BRS	Cast Aluminum or Brass Grate
FA-135SM-BLT / -BRS	Stamped Aluminum or Brass Eyebrow
FA-08-06	Round 1/4" Mini Cell Louver
FA-10-SG-SL20SM	Flat Stepped Tempered Glass Lens
FA-10-SL20SMAMBER	Flat Amber Tempered Glass Lens
FA-10-SL20SMBLUE	Flat Blue Tempered Glass Lens
FA-10-SL20SMGREEN	Flat Green Tempered Glass Lens
FA-10-SL20SMRED	Flat Red Tempered Glass Lens
FA-98-SL20SM	Flat Linear Tempered Glass Lens (SKYTEX)
FA-1045B-20	Flat Softener Tempered Glass Lens
FA-FORM-SL20SM	Concrete form for SL-20-SM Series

JOB INFORMATION

Type: _____ Date: _____

Job Name: _____

Cat. No.: _____

Lamp(s): _____

Specifier: _____

Contractor: _____

Notes: _____

Black Texture (Standard)	Antique Verde	Bronze Texture	Camel	White Texture	Hunter Texture	Rust	Weathered Iron	Weathered Brown	Stucco	Rubbed Verde	Chrome Powder	Acid Rust	Acid Verde	Black Acid Treatment
-BLT	-ATV	-BRT	-CAM	-WTX	-HTX	-RST	-WIR	-WBR	-STU	-RBV	-CPR	-BAR/CAR	-BAV/CAV	-BAT