

WELL LIGHTS SL-01 SERIES

TYPE

SPECIFICATIONS

CONSTRUCTION:

SL-01: Black extruded ABS housing; aluminum lamp holder/aiming bracket
 SL-01-SP: Black extruded ABS housing; aluminum lamp holder/aiming bracket
 SL-01-SP7: Aluminum housing; aluminum lamp holder/aiming bracket

LENS: None. Optional high impact clear tempered convex glass available

LAMP SUPPLIED: See ordering information below for PAR36 lamp model (50w max)

LAMP OPTIONS: We recommend 10w ARROW PAR36 LED; 50,000 hours average rating

SOCKET: None, PAR36 lamp supplies connection via 1/4" quick connect or stud terminal

WIRING: Black 3 foot 18/2 zip cord from base of fixture (12v only)

For 25 foot 16/2 fixture lead wire add -25F to catalog number.

CONNECTION: FA-05 Quick Connector (not supplied) from fixture to main cable (12/2, 10/2 or 8/2 only)

FINISH: Aluminum - Black texture polyester powder coat. Optional finishes available



SL-01-LEDP3640



SL-01-SP

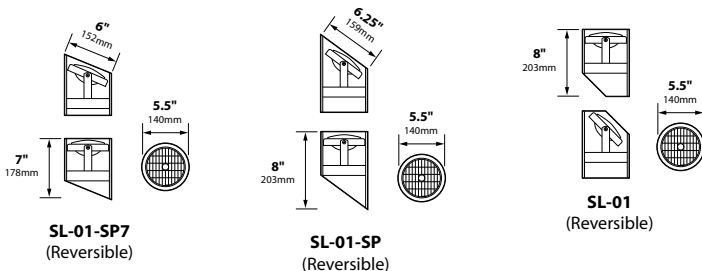


SL-01-SP7



ORDERING INFORMATION

CATALOG NO.	DESCRIPTION	LAMP SUPPLIED	SHIP WEIGHT
SL-01	Well Light, aluminum lamp holder	36w PAR36 (QWFL)	2.0 lbs.
SL-01-4414	Well Light, aluminum lamp holder	18w PAR36 (MFL)	2.0 lbs.
SL-01-25W-VWFL	Well Light, aluminum lamp holder	25w PAR36 (VWFL)	2.0 lbs.
SL-01-SP	Well Light, 30° Cut, aluminum lamp holder	36w PAR36 (QWFL)	2.0 lbs.
SL-01-SP7-BLT	Alum Well Light, 30° Cut, alum lamp holder	36w PAR36 (QWFL)	2.0 lbs.
SL-01-LEDP3624	Well Light, aluminum lamp holder	10w PAR36 LED (24°)	2.0 lbs.
SL-01-LEDP3640	Well Light, aluminum lamp holder	10w PAR36 LED (40°)	2.0 lbs.
SL-01-LEDP3660	Well Light, aluminum lamp holder	10w PAR36 LED (60°)	2.0 lbs.
SL-01SP-LEDP3624	Well Light, 30° Cut, aluminum lamp holder	10w PAR36 LED (24°)	2.0 lbs.
SL-01SP-LEDP3640	Well Light, 30° Cut, aluminum lamp holder	10w PAR36 LED (40°)	2.0 lbs.
SL-01SP-LEDP3660	Well Light, 30° Cut, aluminum lamp holder	10w PAR36 LED (60°)	2.0 lbs.
SL-01-SP7P3624BLT	Alum Well Light, 30° Cut, alum lamp holder	10w PAR36 LED (24°)	2.0 lbs.
SL-01-SP7P3640BLT	Alum Well Light, 30° Cut, alum lamp holder	10w PAR36 LED (40°)	2.0 lbs.
SL-01-SP7P3660BLT	Alum Well Light, 30° Cut, alum lamp holder	10w PAR36 LED (60°)	2.0 lbs.



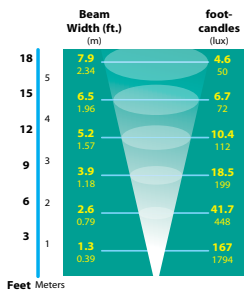
JOB INFORMATION	
Type:	Date:
Job Name:	
Cat. No.:	
Lamp(s):	
Specifier:	
Contractor:	
Notes:	

Black Texture (Standard)	Antique Verde	Bronze Texture	Camel	White Texture	Hunter Texture	Rust	Weathered Iron	Weathered Brown	Stucco	Rubbed Verde	Chrome Powder	Acid Rust	Acid Verde	Black Acid Treatment
-BLT	-ATV	-BRT	-CAM	-WTX	-HTX	-RST	-WIR	-WBR	-STU	-RBV	-CPR	-BAR/CAR	-BAV/CAV	-BAT

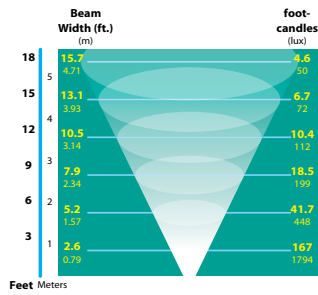
WELL LIGHTS SL-01 SERIES

TYPE

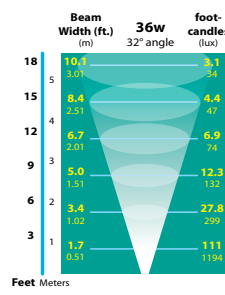
LIGHT DISTRIBUTIONS AND PHOTOMETRICS



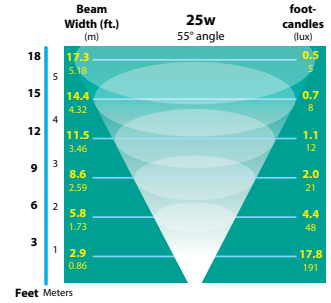
18w PAR36 (QWFL)
Vertical 25° angle beam



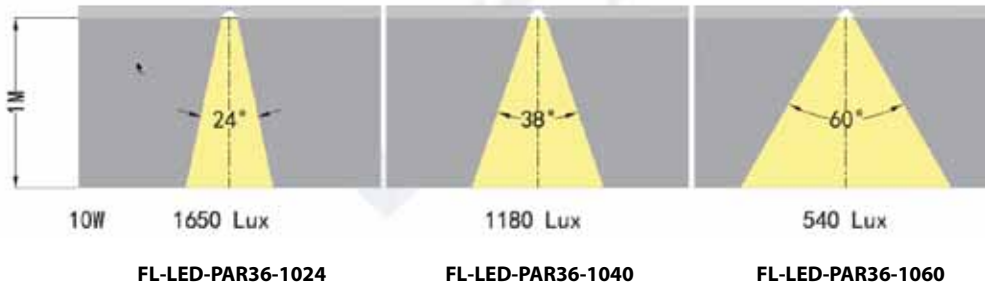
18w PAR36 (QWFL)
Horizontal 50° angle beam



36w PAR36 (QWFL)



25w PAR36 (VWFL)



ACCESSORIES

RECOMMENDED ENHANCEMENTS FOR SL-01 SERIES ONLY:
Not For SL-01-SP or SL-01-SP7

FA-14-CLEAR	Clear Convex Tempered Glass Lens, Cast Alum. Holder Set
FA-14-BLUE	Blue Convex Tempered Glass Lens, Cast Alum. Holder Set
FA-14-GREEN	Green Convex Tempered Glass Lens, Cast Alum. Holder Set
FA-14-BRS-CLEAR	Clear Convex Tempered Glass Lens, Cast Brass Holder Set
FA-14-BRS-BLUE	Blue Convex Tempered Glass Lens, Cast Brass Holder Set
FA-14-BRS-GREEN	Green Convex Tempered Glass Lens, Brass Cast Holder Set
FA-14-HOLDER	Cast Aluminum Lens Holder only
FA-14-HOLDER-BLT	Cast Aluminum Lens Holder only
FA-14-HOLDER-BRS	Cast Brass Lens Holder only
FA-20-BLT	Cast Aluminum Grate with set screws
FA-20-BRS	Cast Brass Grate with set screws

JOB INFORMATION

Type:	Date:
Job Name:	
Cat. No.:	
Lamp(s):	
Specifier:	
Contractor:	
Notes:	

Black Texture (Standard)	Antique Verde	Bronze Texture	Camel	White Texture	Hunter Texture	Rust	Weathered Iron	Weathered Brown	Stucco	Rubbed Verde	Chrome Powder	Acid Rust	Acid Verde	Black Acid Treatment
-BLT	-ATV	-BRT	-CAM	-WTX	-HTX	-RST	-WIR	-WBR	-STU	-RBV	-CPR	-BAR/CAR	-BAV/CAV	-BAT