

# RXD-01 DIRECTIONAL LIGHTS





# DIRECTIONAL LIGHTS RXD-01 SERIES



TYPE



## SPECIFICATIONS

**CONSTRUCTION:** Cast brass bullet; matching cast brass adjustable swivel with 240° rotation

**LENS:** High impact clear tempered convex glass

**O-RING:** High temperature red silicone

**LAMP SUPPLIED:** 20w MR16 FL(BAB) 5000 hours average rating (50w max)

**LAMP OPTIONS:** We recommend ARROW 4w LED (-LED) or 6w LED (-LED6W); 50,000 hour or ARROW SAVER 4w LED (-LAS); 40,000 hour

**SOCKET:** High temperature ceramic GU5.3 bi-pin with 250°C silicone lead wires

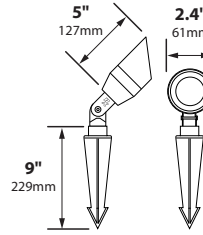
**WIRING:** Black 3 foot 18/2 zip cord from base of fixture (12v only)

For 25 foot 16/2 fixture lead wire add -25F to catalog number.

**CONNECTION:** FA-05 Quick Connector (not supplied) from fixture to main cable (12/2, 10/2 or 8/2 only)

**MOUNTING:** FA-03 black 9" ABS stake threaded 1/2" NPS

**FINISH:** Unfinished brass. Optional finishes available



RXD-01-BRS

IP65

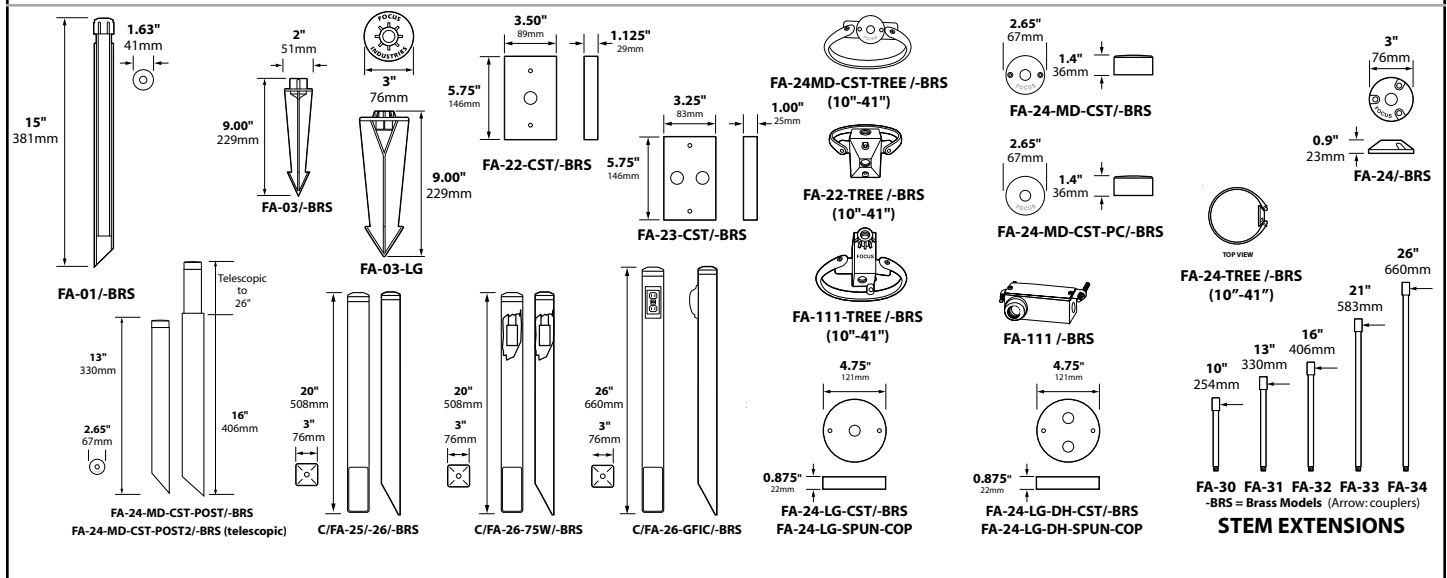


## ORDERING INFORMATION

CATALOG NO.	DESCRIPTION	LAMP	SHIP WEIGHT
RXD-01-BRS	Cast Brass Bullet	20w MR16 FL(BAB)	3.0 lbs.

LAMP AND STAKE **INSTALLED** TO SAVE YOU TIME AND MONEY

## MOUNTING ACCESSORIES



## BEAM/GLARE CONTROL ACCESSORIES

FA-08-21	Round 1/4" Hex Cell Louver
FA-11-SL33-BLUE	Blue Tempered Glass Lens
FA-11-SL33-GREEN	Green Tempered Glass Lens
FA-11-SL33-AMBER	Amber Tempered Glass Lens
FA-11-SL33-RED	Red Tempered Glass Lens
FA-11-BLUE	Light Blue (Moonlight) Tempered Glass Lens
FA-98	Linear Spread Tempered Glass Lens
FA-104-SB	Wide Spread Sandblasted Glass Lens Softener

## JOB INFORMATION

Type: \_\_\_\_\_ Date: \_\_\_\_\_

Job Name: \_\_\_\_\_

Cat. No.: \_\_\_\_\_

Lamp(s): \_\_\_\_\_

Specifier: \_\_\_\_\_

Contractor: \_\_\_\_\_

Notes: \_\_\_\_\_

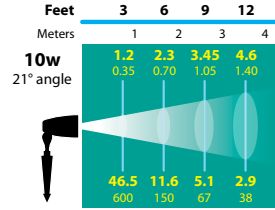


# DIRECTIONAL LIGHTS RXD-01 SERIES

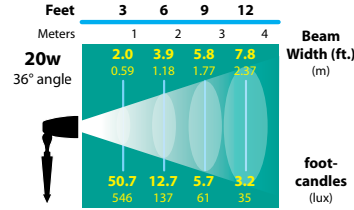


TYPE

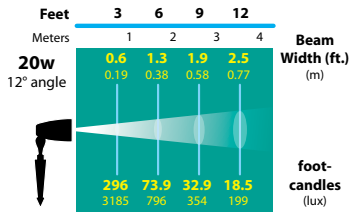
## LIGHT DISTRIBUTIONS AND PHOTOMETRICS



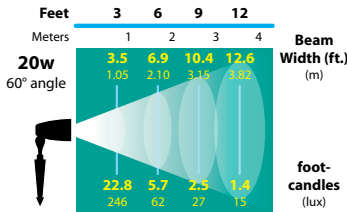
**FL-13W-FG**



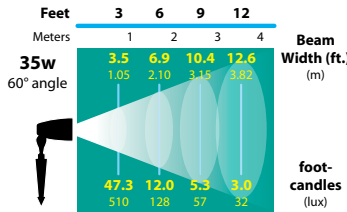
**FL-13-BAB-FG**



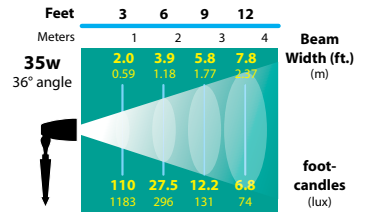
**FL-13-ESX-FG**



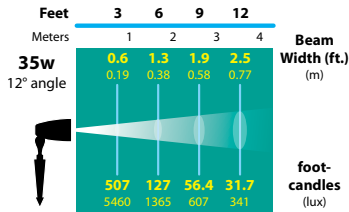
**FL-13-VWFL-FG**



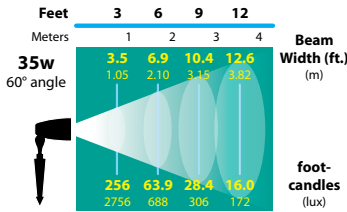
**FL-15-FMW-60-FG**



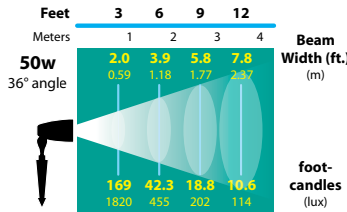
**FL-15-FMW-FG  
FL-15-FMW-ULTRA**



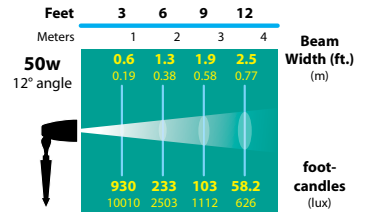
**FL-15-FMT-FG**



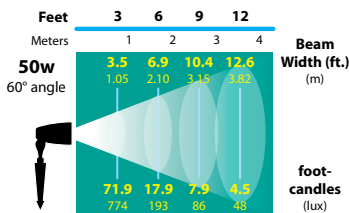
**FL-15-FMV-FG  
FL-15-FMV-ULTRA**



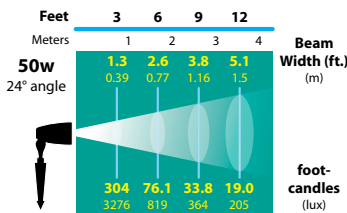
**FL-10-EXN-FG  
FL-10-EXN-ULTRA**



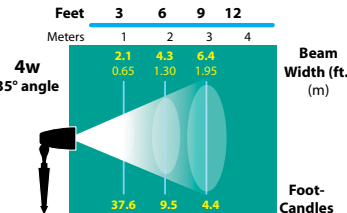
**FL-10-EXT-FG  
FL-10-EXT-ULTRA**



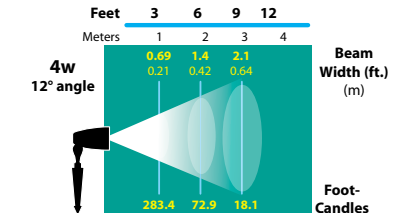
**FL-10-VWFL-FG**



**FL-10-EXZ-ULTRA**



**FL-LED-MR16-BAB**



**FL-LED-MR16-ESX**