


PL-20-LEDP SERIES PATH LIGHT



LED PATH LIGHTS PL-20-LEDP SERIES



TYPE

SPECIFICATIONS

CONSTRUCTION: Cast aluminum or cast brass China Hat; matching extruded aluminum or brass stanchion

LIGHT SOURCE: 12v, 4w, 300 lumen integrated round LED flat panel, warm white 3000K; optional cool white 5200K 320 lumen available (modify part number to LEDP52)

LIFETIME RATING: 50,000 Hours

12v EXTERNAL DRIVER: 4w 350mA output, 12v AC input. Voltage range of 9 to 18 volts with optimum operating range of 10 to 15 volts for consistent performance and brightness. For use with magnetic transformers only.

SOCKET: None- LED is hard wired inside fixture

LENS: Clear acrylic (standard) Optional sand blast (-SB) or White (-WHT) available

WIRING: Black 3 foot 18/2 zip cord from base of fixture (12v only)

For 25 foot 16/2 fixture lead wire add -25F to catalog number.

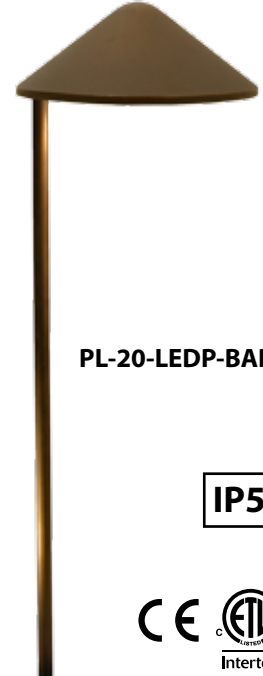
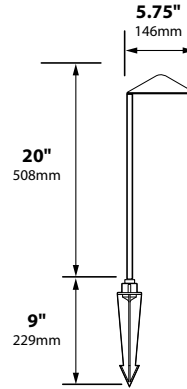
120v standard wiring

CONNECTION: FA-05 Quick Connector (not supplied) from fixture to main cable (12/2, 10/2 or 8/2 only) 12v only

MOUNTING: FA-03 black 9" ABS stake, tapped 1/2" NPS

FINISH: Aluminum - Black texture polyester powder coat. Optional finishes available
Brass - Unfinished brass. Optional finishes available

NOTE: Optional 120v to 277v drivers available. Must use FA-26 mounting post or junction box



PL-20-LEDP-BAR

IP54



ORDERING INFORMATION

CATALOG NO.	DESCRIPTION	LAMP	SHIP WEIGHT
PL-20_LEDP-BLT	Cast Aluminum 5.75" China Hat	4w Round LED Panel	3.0 lbs.
PL-20-LEDP-BRS	Cast Brass 5.75" China Hat	4w Round LED Panel	6.0 lbs.

MOUNTING ACCESSORIES

FA-03-RX/-BRS: 7.00" (178mm) height, 2" (51mm) diameter.

FA-03-LG: 9.00" (229mm) height, 3" (76mm) diameter.

FA-24/BRS: 0.9" (23mm) height, 3" (76mm) diameter.

FA-24-CST/-BRS: 5.75" (146mm) height, 3.5" (89mm) diameter.

FA-22/-BRS: 1.125" (28mm) height, 3" (76mm) diameter.

FA-24-MD-CST/-BRS: 2.65" (67mm) height, 1.4" (36mm) diameter.

FA-24-LG-CST / -BRS: 4.75" (121mm) height, 0.875" (22mm) diameter.

FA-24-LG-SPUN / -BRS: 4.75" (121mm) height, 0.875" (22mm) diameter.

FA-24-MD-CST-PC/-BRS: 2.65" (67mm) height, 1.4" (36mm) diameter.

FA-01/BRS: 15" (381mm) height, 1.63" (41mm) diameter.

FA-24-MD-CST-POST/-BRS: 13" (330mm) height, 2.65" (67mm) diameter.

FA-24-MD-CST-POST2/-BRS (telescopic): 16" (406mm) height, 2.65" (67mm) diameter.

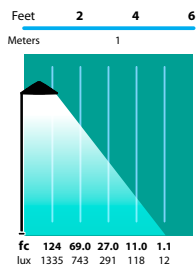
C/FA-25/-26/BRS: 20" (508mm) height, 3" (76mm) diameter.

FA-30-4: 4" (102mm) height.

FA-30-8: 8" (203mm) height.

STEM EXTENSIONS: FA-30 (10" / 254mm), FA-31 (13" / 330mm), FA-32 (16" / 406mm), FA-33 (21" / 533mm), FA-34 (26" / 660mm). -BRS = Brass Models (Arrow: couplers)

LIGHT DISTRIBUTIONS AND PHOTOMETRICS



PL-20
Half Spread Photometrics
10 ft. (3.0m) diameter

JOB INFORMATION

Type: _____ Date: _____

Job Name: _____

Cat. No.: _____

Lamp(s): _____

Specifier: _____

Contractor: _____

Notes: _____

Black Texture (Standard)	Antique Verde	Bronze Texture	Camel	White Texture	Hunter Texture	Rust	Weathered Iron	Weathered Brown	Stucco	Rubbed Verde	Chrome Powder	Terra Cotta	Acid Rust	Acid Verde	Black Acid Treatment
-BLT	-ATV	-BRT	-CAM	-WTX	-HTX	-RST	-WIR	-WBR	-STU	-RBV	-CPR	-TRC	-BAR/CAR	-BAV/CAV	-BAT