

Catalog Number	
Project	Type

FEATURES & SPECIFICATIONS

POLE — The pole shaft is fabricated from hot rolled carbon steel having a minimum yield of 55,000 PSI and conforms to ASTM A500 grade C requirements. The shaft construction is a single piece of formed steel welded longitudinally. The hand hole is located 1' 6" above the pole base. A ground lug is provided standard.

ANCHOR BASE — The anchor base is fabricated from a structural quality hot rolled carbon steel plate that has a minimum yield strength of 36,000 PSI. The anchor base telescopes the pole shaft and has a circumferential weld on the top and bottom.

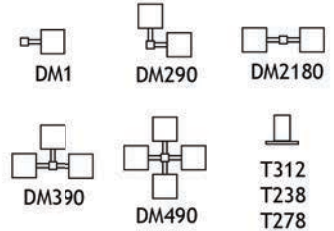
BASE COVER — A full base cover is provided which encapsulates the base plate and anchor bolts to provide a clean transition from pier to pole.

FINISH — A Super Durable Polyester powder coat finish is electrostatically applied in our state of the art paint facility. Standard colors available: Black, Bronze, US Green, White. Custom colors available upon request. Galvanizing and T-Guard treatments available upon request. Additional warranty extensions available with these treatments.

30' Steel 5" Square 7 Gauge Pole SSP SERIES

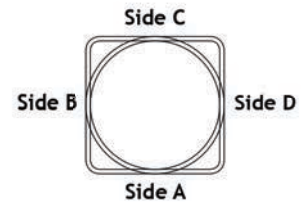
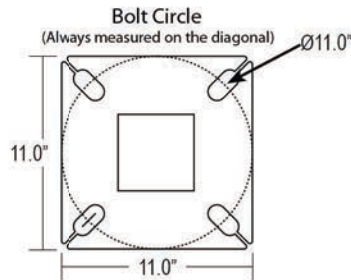


Mounting Options



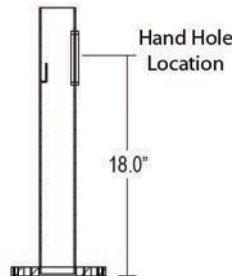
Technical Data

Nominal Pole Height	30'-0"
Shaft Dimensions	30' x 5"
Wall Gauge	7 Gauge
Bolt Circle	11.0"
Bolt Size	1" x 36" x 4"
Base Plate Dimensions	11.0" sq. x 1.0" thk.
Est. Shipping Weight	407 lbs



Max EPA (1.3 Gust)

90 mph	11.3
100 mph	7.6
110 mph	4.9
120 mph	2.9
130 mph	1.3
140 mph	n/a



Drilling Locations

Sides	A	B	C	D
Hand Hole	X			
DM1	X			
DM290	X	X		
DM2180		X		X
DM390	X	X		X
DM490	X	X	X	X

ORDERING INFORMATION

Choose the bold face options for the appropriate pole configuration for your application and enter on the line above each pole attribute. Accessories may be factory installed, depending on the particular accessory chosen, but must still be ordered as a separate line item.

Example: **SSP 30 5 7 BZ T238**
KAB13611R

Series	Pole Height	Pole Size	Pole Gauge	Color	Mounting	Drill Pattern
SSP	30 30' Nominal	5 5" Square	7 7 Gauge	BK Black BZ Bronze WH White GR US Green GLV Galvanized GLVP¹ Galvanized and Painted TG¹ T-Guard Internal Coating SP Special	DM1 Drill One Side DM290 Drill 2 Sides at 90° DM2180 Drill 2 Sides at 130° DM390 Drill 3 Sides at 90° DM490 Drill 4 Sides at 90° T238 2-3/8" OD Tenon (Standard) T278 2-7/8" OD Tenon T312 3-1/2" OD Tenon ND No Drilling	Blank None - for Tenon Mounting S SSA Drill Mount Pattern V VSA Drill Mount Pattern

NOTE: ANCHOR BOLT KITS MUST BE ORDERED AS A SEPARATE LINE ITEM. EACH KIT IS PROVIDED WITH A RIGID TEMPLATE FOR INSTALLATION. SEE ACCESSORIES FOR KIT PART NUMBERS. PLEASE NOTE ON PURCHASE ORDER IF ANCHOR BOLTS AND TEMPLATES ARE TO BE PRE-SHIPED.

Accessories (Order as separate line items)

KAB13611R	AB Kit (4) 1" x 36" Bolts and Rigid Template
KAB136G11R	AB Kit (4) 1" x 36" Galvanized Bolts and Rigid Template

TLGFIA	Ground Fault Receptacle
PHH²	Additional Hand Hole

NOTES

- Must specify paint color in addition to these coating options (Example: GLVPBZ; TGBZ; GLVPTGBZ).
- Please note location for additional hand hole when ordering. See Drilling Locations diagram for location designations.

Catalog Number	
Project	Type

FEATURES & SPECIFICATIONS

POLE — The pole shaft is fabricated from hot rolled carbon steel having a minimum yield of 55,000 PSI and conforms to ASTM A500 grade C requirements. The shaft construction is a single piece of formed steel welded longitudinally. The hand hole is located 1' 6" above the pole base. A ground lug is provided standard.

ANCHOR BASE — The anchor base is fabricated from a structural quality hot rolled carbon steel plate that has a minimum yield strength of 36,000 PSI. The anchor base telescopes the pole shaft and has a circumferential weld on the top and bottom.

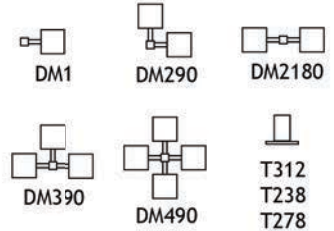
BASE COVER — A full base cover is provided which encapsulates the base plate and anchor bolts to provide a clean transition from pier to pole.

FINISH — A Super Durable Polyester powder coat finish is electrostatically applied in our state of the art paint facility. Standard colors available: Black, Bronze, US Green, White. Custom colors available upon request. Galvanizing and T-Guard treatments available upon request. Additional warranty extensions available with these treatments.

30' Steel 6" Square 7 Gauge Pole SSP SERIES

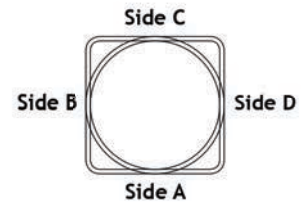
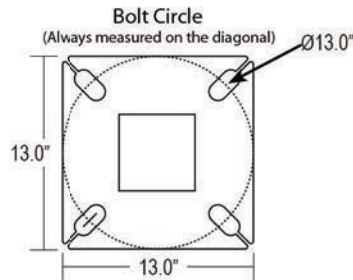


Mounting Options



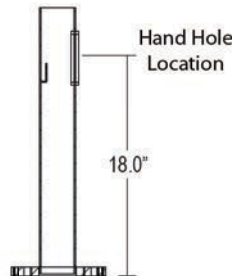
Technical Data

Nominal Pole Height	30'-0"
Shaft Dimensions	30" x 6"
Wall Gauge	7 Gauge
Bolt Circle	13.0"
Bolt Size	1" x 36" x 4"
Base Plate Dimensions	13.0" sq. x 1.25" thk.
Est. Shipping Weight	521 lbs



Max EPA (1.3 Gust)

90 mph	18.4
100 mph	13.1
110 mph	9.1
120 mph	6.1
130 mph	3.8
140 mph	1.9



Drilling Locations

Sides	A	B	C	D
Hand Hole	X			
DM1	X			
DM290	X	X		
DM2180		X		X
DM390	X	X		X
DM490	X	X	X	X

ORDERING INFORMATION

Choose the bold face options for the appropriate pole configuration for your application and enter on the line above each pole attribute. Accessories may be factory installed, depending on the particular accessory chosen, but must still be ordered as a separate line item.

Example: **SSP 30 6 7 BZ T238**
KAB13611R

Series	Pole Height	Pole Size	Pole Gauge	Color	Mounting	Drill Pattern
SSP	30 30' Nominal	6 6" Square	7 7 Gauge	BK Black BZ Bronze WH White GR US Green GLV Galvanized GLVP¹ Galvanized and Painted TG¹ T-Guard Internal Coating SP Special	DM1 Drill One Side DM290 Drill 2 Sides at 90° DM2180 Drill 2 Sides at 130° DM390 Drill 3 Sides at 90° DM490 Drill 4 Sides at 90° T238 2-3/8" OD Tenon (Standard) T278 2-7/8" OD Tenon T312 3-1/2" OD Tenon ND No Drilling	Blank None - for Tenon Mounting S SSA Drill Mount Pattern V VSA Drill Mount Pattern

NOTE: ANCHOR BOLT KITS MUST BE ORDERED AS A SEPARATE LINE ITEM. EACH KIT IS PROVIDED WITH A RIGID TEMPLATE FOR INSTALLATION. SEE ACCESSORIES FOR KIT PART NUMBERS. PLEASE NOTE ON PURCHASE ORDER IF ANCHOR BOLTS AND TEMPLATES ARE TO BE PRE-SHIPED.

Accessories (Order as separate line items)

KAB13611R	AB Kit (4) 1" x 36" Bolts and Rigid Template
KAB136G11R	AB Kit (4) 1" x 36" Galvanized Bolts and Rigid Template

TLGFIA	Ground Fault Receptacle
PHH²	Additional Hand Hole

NOTES

- Must specify paint color in addition to these coating options (Example: GLVPBZ; TGBZ; GLVPTGBZ).
- Please note location for additional hand hole when ordering. See Drilling Locations diagram for location designations.