TECHLIGHT™
INNOVATOR AND LEADER IN THE LIGHTING INDUSTRY

LSMA-HO SERIES

Ultra High Lumen Output Scimitar LED Flood Light

Catalog Number	
Project	Type

SERIES	HOUSING HEIGHT	LENGTH & WIDTH	EPA (FT²)
LSMA	7.09"	24.55" x 16.03"	1.3

FEATURES & SPECIFICATIONS

APPLICATION — The high lumen output luminaire is designed to be a replacement for HID fixtures up to 1500W. It is optimal for lighting applications where long life, low maintenance, and consistent color rendering is required. Areas with limited accessibility due to fixture location or where heavy pedestrian or vehicle traffic makes maintenance difficult are ideal applications. The high wattage/lumen output allows the fixture to be used for parking, restaurant, quick service, shopping centers or sports lighting applications.

CONSTRUCTION — The heavy duty housing is constructed of die cast aluminum with heat dissipating fins. The optical assemblies are sealed in place using a silicone gasket for weather tight protection. Modular LED system for ease of maintenance. ETL listed for wet locations (IP65). Fixture can accomodate advanced wireless control, management and reporting systems for outdoor lighting.

FINISH — A corrosion-resistant epoxy coat layer that forms a uniform and all-encompassing protective barrier is applied to the fixtures prior to electrostatically applying a super durable polyester powder coat finish. Standard colors available: Black, Bronze, US Green, White. Custom colors available upon request.

OPTICAL SYSTEM — Made with a state of the art UV stabilized acrylic high performance refractive optical assemblies that use high transmittance materials to achieve precise photometric distributions. Available in Type V Narrow, V Medium, V Wide, Foward Throw, and Narrow Spot beam configurations. The full cutoff fixture is Star Light Friendly (meets or exceeds Dark Sky requirements) in the horizontal position.

ELECTRICAL SYSTEM — Available in up to a 4 module LED system in 5000K-70 CRI Cool White (+/- 500K) or 4000K-70 CRI Neutral White color temperatures. Consult factory for high CRI (90+) model availability. Available with 100-300V 50/60 Hz or 347V~480V. LED's rated for over 50,000 hours at 25°C ambient temperature. 0-10V dimming. Built-in surge protection up to 10 kV. Built-in Active PFC Function >95% Full load. LED Power Supply conforms to UL8750 standards.

MOUNTING — Standard mounting option is a 2-3/8" ID Adjustable Slip Fitter (2AF) for mounting on a standard 2-3/8" OD tenon and an entire compliment of pole brackets with integrated quick mount technology. Additional mounting options, including a (B15) Trunnion Mount are available for custom applications.

LISTINGS — LED Power Supply listed for wet locations (IP65). Meets US and Canadian safety standards. -40°C to 50°C ambient operation. RoHS Compliant. Meets or exceeds DLC requirements.

ORDERING INFORMATION

Choose the bold face options for the appropriate luminaire configuration for your application and enter on the line above each fixture attribute. Accessories may be factory installed, depending on the particular accessory chosen, but still be ordered as a separate line item.

EXAMPLE:
LSMA 4 C 85L T5W 1 BK LRBTC

LSMA

SERIES	MODULE UNIT (SIZE)[1]	COLOR TEMP	NOMINAL LUMENS[1]	OPTICS[1]	VOLTAGE	FINISH	FACTORY INSTALLED OPTIONS
	2 = 2 Mod Unit **4** = 4 Mod Unit	**N** = Neutral White (4000K) **C** = Cool White (5000K)	2 MODULE UNIT[1]: **20L** = 20,000 Lumens **25L** = 25,000 Lumens **30L** = 30,000 Lumens **35L** = 35,000 Lumens **40L** = 40,000 Lumens **45L** = 45,000 Lumens 4 MODULE UNIT[1]: **45L** = 45,000 Lumens **50L** = 50,000 Lumens **55L** = 55,000 Lumens **60L** = 60,000 Lumens **65L** = 65,000 Lumens **70L** = 70,000 Lumens **75L** = 75,000 Lumens **80L** = 80,000 Lumens **85L** = 85,000 Lumens	**NSP** = Narrow Spot **T5N** = Type V Narrow **T5M** = Type V Medium **T5W** = Type V Wide **FT** = Forward Throw	**1** = Multi-Volt[2] **3** = 347~480V	**BZ** = Bronze **BK** = Black **GR** = US Green **WH** = White **SP** = Special[3]	**B15** = Trunnion Mount[4]

FIXTURE WEIGHTS (APPROX)		
Fixture Configuration	2 Module	4 Module
Weight (lbs)	37 lbs	55 lbs

B15 (Replacement Option) Trunnion Mount[4]



2AF (Standard) 2-3/8" ID Adjustable Slip Fitter

FACTORY INSTALLED OPTIONS (CONTROLS & SENSORS)

Bluetooth Networked Controls – System A

LRBTC = Bluetooth network controller for wireless grouping, scheduling, and control **(120–277V)**.
LRBTC480 = Bluetooth network controller for wireless grouping, scheduling, and control **(277–480V)**.
IMSBTM = Networked **Bluetooth motion & daylight sensor** with integrated controller; **includes WHBL1 lens**.
105141 = Bluetooth Timekeeper with **Enclosure and Antenna**. (Ordered separately)

Bluetooth Networked Controls – (Casambi) System B

BTEC = Integrated Bluetooth control module for Casambi wireless grouping and control.

Standalone IMS (Non-Networked) Controls

IMS = Fixture-mounted PIR motion sensor; local control only; **(1 of 2) lens below required** & ordered separately.
TLWSFSP-L3 = 360° PIR lens for IMS; approx. 40' coverage diameter at **20' mounting height**.
TLWSFSP-L7 = 360° PIR lens for IMS; approx. 100' coverage diameter at **40' mounting height**.
TLWSFSIR-100 = **Remote** Handheld Sensor Configuration Tool for **IMS**. (Ordered separately)

Photocell Receptacles & Accessories

PC2 = **480V** twist-lock photocell receptacle for dusk-to-dawn control.
PC6 = Multi-Tap **(105-285V)** twist-lock photocell receptacle for dusk-to-dawn control.
PCR7 = 7-pin ANSI C136.41 twist-lock photocell receptacle for photocells or control nodes with Shorting Cap.

SHIELDS/ACCESSORIES (Order as separate line items)

SLSMA Front Light Shield
S213[5] Angeled Black Light Shield
S237[6] Horizontal Shield
S238[6] Vertical Shield
S240[6] Three Sided Visor Shield
S241[6] Three Sided Full Shield
S242[6] Four Sided Shield
S263[7] Three Sided Full Shield

PROUDLY BUILT BY AMERICANS For Americans IN THE USA
Techlight supports American families making quality products everyday.

NOTES

[1] = Reference Lumen Chart on subsequent pages, some Lumen & Optic combinations may deviate from ordering logic offered above.
[2] = Multi-Volt is an auto ranging power supply from 100V to 300V input.
[3] = Custom RAL color matching is available. Contact your sales representative for additional info.
[4] = Ordering this mount option (**B15**) will replace the standard (**2AF**) 2" Adjustable Slip Fitter.
[5] = Order one **S213 shield** per LED module. **Field installed.**
[6] = **Shields** available for 4 module only. **Field installed.**
[7] = **S263 shield** available for 2 module only. **Field installed.**

Control & Sensor NOTES

Bluetooth Network Requirement System A: When Bluetooth scheduling or time-based control is required (105141), each fixture must also include one System A network device: *IMSBTM, LRBTC, or LRBTC480*

System B Compatibility: Bluetooth devices from different systems **are not compatible** and cannot be combined within the same installation.

IMS Sensor Lens Requirement: **IMS** standalone motion sensors require a lens to be ordered separately. **IMSBTM** includes a factory-installed **WHBL1** lens.

Photocell Receptacles: Photocell receptacles are independent of Bluetooth control systems and may be used with compatible control options.

LSMA-HO Ultra High Lumen Output Scimitar LED Flood Light

AVAILABLE FIXTURE DIMENSIONS

Dimensions shown for 2 Module Unit

Dimensions shown are for fixture bodies only. Mounting options must be ordered separately.

Dimensions shown for 4 Module Unit

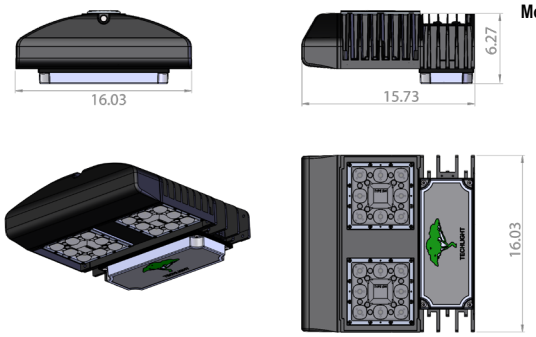

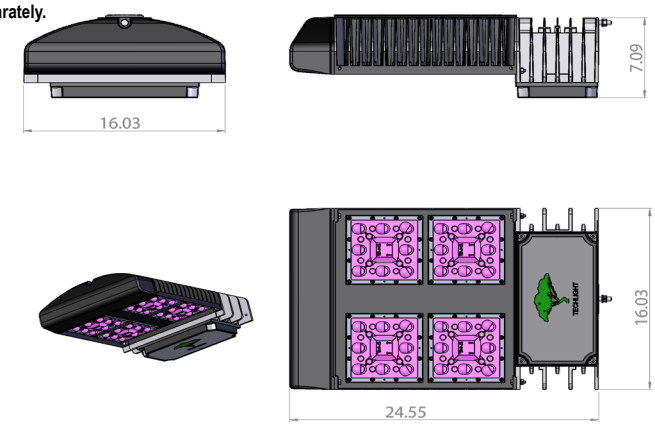

SHIELDS

SLSMA
Front Light Shield

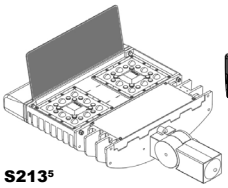

S237[6]
Horizontal Shield for 4 brick

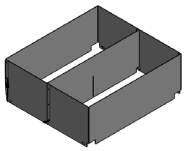

S238[6]
Vertical Shield for 4 brick

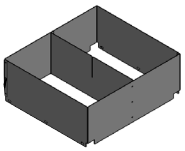

S240[6]
3 Sided Angled Shield for 4 brick

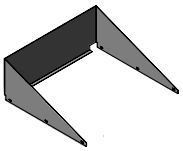

S241[6]
3 Sided Full Shield for 4 brick

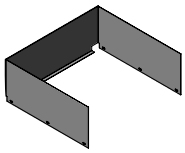

S242[6]
Four Sided Shield for 4 brick

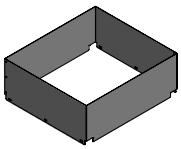

S263[7]
3 Sided Shield for 2 brick

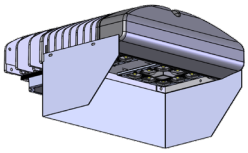

S213[5]
Angled Back Light Shield



NOTES

[5] = Order one **S213 shield** per LED module. **Field installed.**
[6] = **Shields** available for 4 module only. **Field installed.**
[7] = **S263 shield** available for 2 module only. **Field installed.**

EPA RATINGS (ft²)

EPA's shown below include both the fixture and the mounting apparatus.

LSMA 2 (Two Module)

CATALOG NUMBER	DESCRIPTION	0°	20°	30°	45°	60°	70°	90°
TVA4/TVA5	Single Vertical Tenon	0.7	1.0	1.3	1.5	1.7	1.8	2.1
TV2	Two In-Line Tenons	2.2	3.0	3.4	3.9	4.2	4.4	5.1
TV3	Three In-Line Tenons	3.7	4.7	5.4	6.2	6.7	6.9	7.9
TV3120	Three Tenons at 120°	2.9	3.7	4.0	4.4	4.7	4.9	5.3
TV4	Four In-Line Tenons	5.1	6.5	7.4	8.4	9.1	9.4	10.8
TVC4	Four Tenons at 90°	3.7	4.5	5.0	5.5	5.8	6.0	6.7
BH2180	Two In-Line Tenons	1.7	2.5	2.9	3.4	3.7	3.9	4.6
BH3180	Three In-Line Tenons	2.7	3.7	4.4	5.2	5.7	5.9	6.9
BH3120	Three Tenons at 120°	2.5	3.2	3.6	4	4.3	4.4	4.8
BH4180	Four In-Line Tenons	3.7	5.2	6.1	7.1	7.7	8	9.5
BH490	Four Tenons at 90°	3.1	3.9	4.4	4.9	5.2	5.4	6.1

LSMA 4 (Four Module)

CATALOG NUMBER	DESCRIPTION	0°	20°	30°	45°	60°	70°	90°
TVA4/TVA5	Single Vertical Tenon	1	1.3	1.7	2.1	2.4	2.5	3.1
TV2	Two In-Line Tenons	2.8	3.5	4.2	5.1	5.6	5.9	7.1
TV3	Three In-Line Tenons	4.6	5.6	6.6	7.9	8.8	9.2	10.9
TV3120	Three Tenons at 120°	3.4	4.5	5	5.8	6.4	6.6	7.3
TV4	Four In-Line Tenons	6.3	7.6	9	10.7	11.9	12.4	14.7
BH2180	Two In-Line Tenons	2.3	3	3.7	4.6	5.1	5.4	6.6
BH3180	Three In-Line Tenons	3.6	4.6	5.6	6.9	7.8	8.2	9.9
BH3120	Three Tenons at 120°	3	4.1	4.5	5.3	5.9	6.2	6.8
BH4180	Four In-Line Tenons	5	6.3	7.7	9.4	10.6	11.1	13.4
BH490	Four Tenons at 90°	3.7	5.1	5.8	6.6	7.2	7.5	8.6

LSMA-HO Ultra High Lumen Output Scimitar LED Flood Light

BLUETOOTH NETWORKED CONTROLS – SYSTEM A

LRBTC
Bluetooth Controller with Long-Range Antenna **(120V-277V)**

Bluetooth Transmit: 1640ft Max
Operating Temperature: -22°F to 131°F
IP Rating: IP65
Compliance: UL1376

LRBTC480
Bluetooth Controller with Long-Range Antenna **(277-480V)**

Bluetooth Transmit: 328ft Max
Operating Temperature: -22°F to 149°F
IP Rating: IP65
Compliance: UL8750, UL1376

105141*
Bluetooth Timekeeper with Enclosure and Antenna (Ordered separately)
Cannot be used with any other Photocell or time switch device.

*When Bluetooth scheduling or time-based control is required (105141); each fixture must also include one System A network device: **IMSBTM, LRBTC, or LRBTC480.**

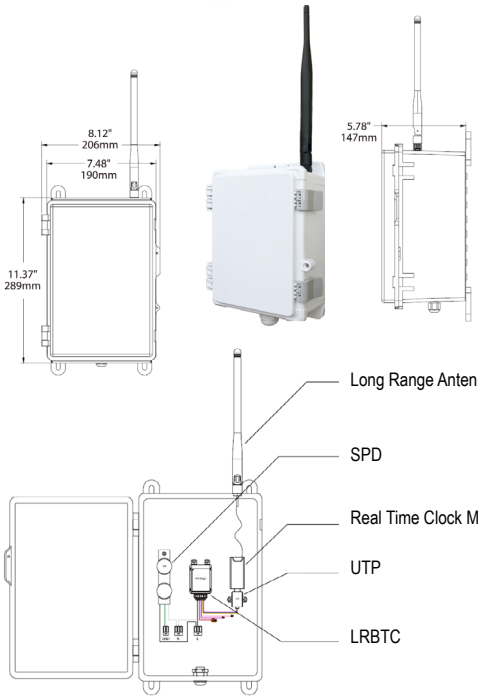

IMSBTM
AC Powered Internal Network Wireless PIR & Daylight Harvesting Sensor.
Includes **WHBL1** lens (factory installed)

WHBL1 360° PIR lens, maximum coverage 80' dia. from 40' height.

(**IMSBTM** is included with the WHBL1 and is not available as a standalone option).

Network Lighting Control App Instruction Manual
located on the Techlight Website -> Resources Page.
Location shown below, ***or*** scan the QR code.
https://techlight.com/pdf/IMSBTM%20Manual.pdf

Photocell Receptacles

PCR7
7-Pin Twist-Lock Photocell Receptacle ANSI C136.41 and Receptacle Shorting Cap

PC6
Multi-Tap **(105-285V)** Twist-Lock Photocell

PC2
480V Twist-Lock Photocell

Standalone (Non-Networked) Controls

IMS - FIXTURE MOUNT - MOTION SENSOR

APPLICATION — The sensor is ideal for areas such as parking facilities, gas stations, pedestrian pathways, and warehouses. A choice of four lenses ensures complete coverage for mounting heights up to 40'.

OPERATION — Typically, the sensor ramps lighting On to the selected High mode level when motion is detected and the ambient light level is below the hold off setpoint. After the sensor stops detecting movement and the time delay elapses, lights fade to the Low mode level. If there is no motion during the subsequent cut off time delay, the lights will turn Off. For dusk to dawn control, the integral photocell can switch the lights On and Off based on the ambient light level so that lighting remains on overnight even without motion detection.

FEATURES —
- **Provides line voltage On/Off switching**
- **High and low modes fully adjustable from 0 to 10V**
- **Optional cut off delay**
- **Adjustable ramp up and fade down times**
- **Optional daylighting setpoints feature automatic calibration, or permit manual adjustment**
- **Polycarbonate construction; flame retardant, UV resistant, impact resistant, recyclable**
- **UL244A and UL508**

TLWSFSIR-100
Remote Handheld Sensor Configuration Tool for **IMS**
(Ordered separately)

LENSES FIELD OF VIEW

(1 of 2) lens below required with **IMS** & ordered separately.

TLWSFSP-L3

360° lens, maximum coverage 40' diameter from 20' height

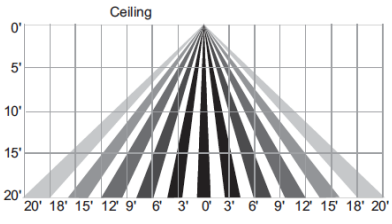

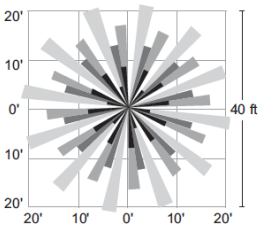

TLWSFSP-L7

360° lens, maximum coverage 100' diameter from 40' height

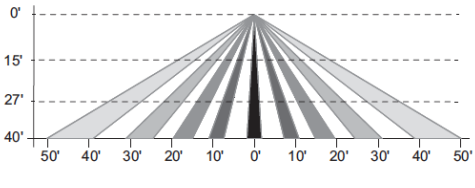

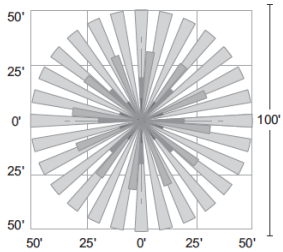

LSMA-HO Ultra High Lumen Output Scimitar LED Flood Light

LUMINAIRE CHARACTERISTICS (5000K & 4000K - CCT)

2 Module Unit Data

Nominal Lumens	System Watts	T5W Delivered Lumens	T5W Lumens/ Watt	T5M Delivered Lumens	T5M Lumens/ Watt	FT Delivered Lumens	FT Lumens/ Watt	System Watts	Amperage Draw 120V	208V	277V	347V	480V
20L	127			20320	160	20,308	160	127	1.06	0.61	0.46	0.37	0.26
	137	20,687	151					137	1.14	0.66	0.49	0.39	0.29
25L	160			25112	157	25,120	157	160	1.33	0.77	0.58	0.46	0.33
	177	25,842	146					177	1.48	0.85	0.64	0.51	0.37
30L	194			29680	153	29,682	153	194	1.63	0.94	0.71	0.56	0.41
	217	30,810	142					217	1.81	1.04	0.78	0.63	0.45
35L	232			34798	150	34,800	150	232	1.93	1.12	0.84	0.67	0.48
	260	35,880	138					260	2.17	1.25	0.94	0.75	0.54
40L	270			39685	147	39,690	147	270	2.25	1.30	0.97	0.78	0.56
	295	39,368	133					295	2.47	1.42	1.07	0.85	0.62
45L	295			42450	143	42,216	144	295	2.47	1.42	1.07	0.85	0.62

	BUG Ratings - 2 Mod Unit T5W	T5M	FT
20L	B5-U0-G4	B4-U0-G1	B2-U0-G3
25L	B5-U0-G5	B4-U0-G1	B3-U0-G3
30L	B5-U0-G5	B5-U0-G1	B3-U0-G4
35L	B5-U0-G5	B5-U0-G1	B3-U0-G4
40L	B5-U0-G5	B5-U0-G2	B3-U0-G4
45L	-	B5-U0-G2	B3-U0-G5

4 Module Unit Data

Nominal Lumens	System Watts	T5W Delivered Lumens	T5W Lumens/ Watt	T5M Delivered Lumens	T5M Lumens/ Watt	FT Delivered Lumens	FT Lumens/ Watt	System Watts	Amperage Draw 120V	208V	277V	347V	480V
45L	295	46,470	157					295	2.47	1.42	1.07	0.85	0.62
50L	295			48744	165	48,999	165	295	2.47	1.42	1.07	0.85	0.62
	317	49,135	155					317	2.66	1.53	1.15	0.92	0.66
55L	335			54270	162	54,605	163	335	2.79	1.61	1.21	0.97	0.70
	357	54,621	153					357	2.98	1.72	1.29	1.03	0.74
60L	374			59440	159	59,466	159	374	3.12	1.80	1.35	1.08	0.78
	397	59,947	151					397	3.31	1.91	1.43	1.14	0.83
65L	420			65088	156	65,100	155	420	3.50	2.02	1.52	1.21	0.88
	437	65,113	149					437	3.64	2.10	1.58	1.26	0.91
70L	462			70550	153	70,224	152	462	3.85	2.22	1.67	1.33	0.96
	477	70,119	147					477	3.98	2.29	1.72	1.37	0.99
75L	500			74495	149	74,500	149	500	4.17	2.40	1.81	1.44	1.04
	517	74,965	145					517	4.31	2.49	1.87	1.49	1.08
80L	548			79980	146	80,008	146	548	4.57	2.63	1.98	1.58	1.14
	557	79,651	143					557	4.65	2.68	2.01	1.61	1.16
85L	595	84,490	141	85228	143	85,085	143	595	4.97	2.87	2.15	1.72	1.24

	BUG Ratings - 4 Mod Unit T5W	T5M	FT
45L	B5-U0-G5	-	-
50L	B5-U0-G5	B5-U0-G2	B3-U0-G5
55L	B5-U0-G5	B5-U0-G2	B3-U0-G5
60L	B5-U0-G5	B5-U0-G2	B4-U0-G5
65L	B5-U0-G5	B5-U0-G2	B4-U0-G5
70L	B5-U0-G5	B5-U0-G2	B4-U0-G5
75L	B5-U0-G5	B5-U0-G2	B4-U0-G5
80L	B5-U0-G5	B5-U0-G2	B4-U0-G5
85L	B5-U0-G5	B5-U0-G2	B4-U0-G5

Drill Pattern Measurments for Mounting Accessories

NOT to SCALE

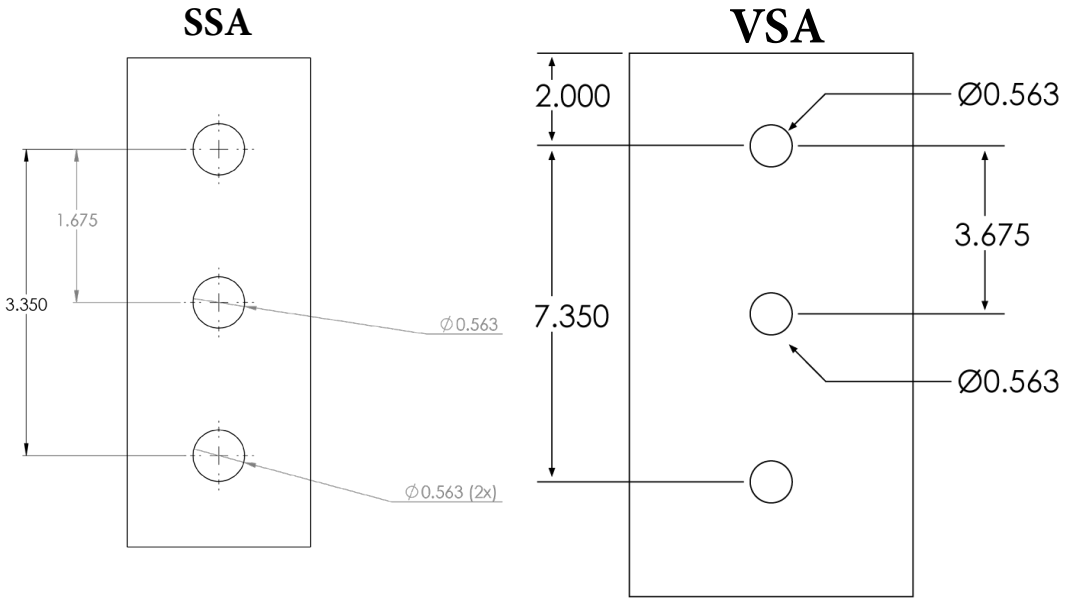

PHOTOMETRICS

LSMA 2 C 35L NSP

Type Narrow Spot Optical Assembly
2 Module, Cool White, 65 Degree Tilt

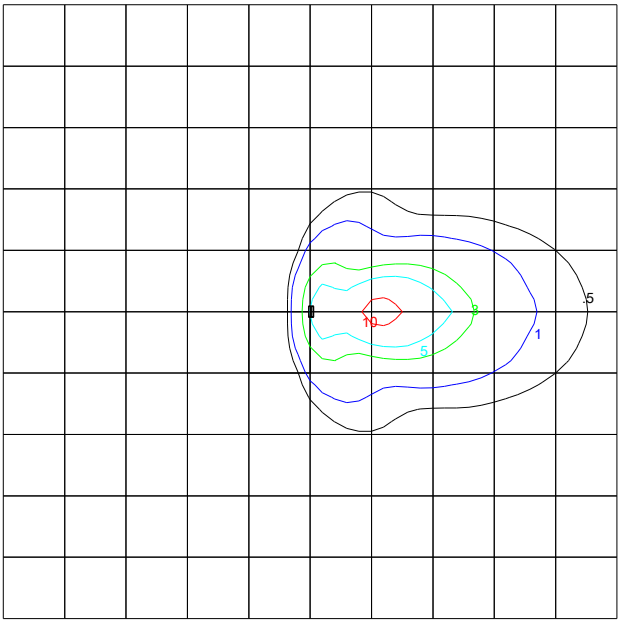

LSMA C 35L NSP
25' AFG
65 DEGREE TILT
SCALE = 25'

LSMA 2 C 35L T5N

Type V Narrow Optical Assembly
2 Module, Cool White, 65 Degree Tilt

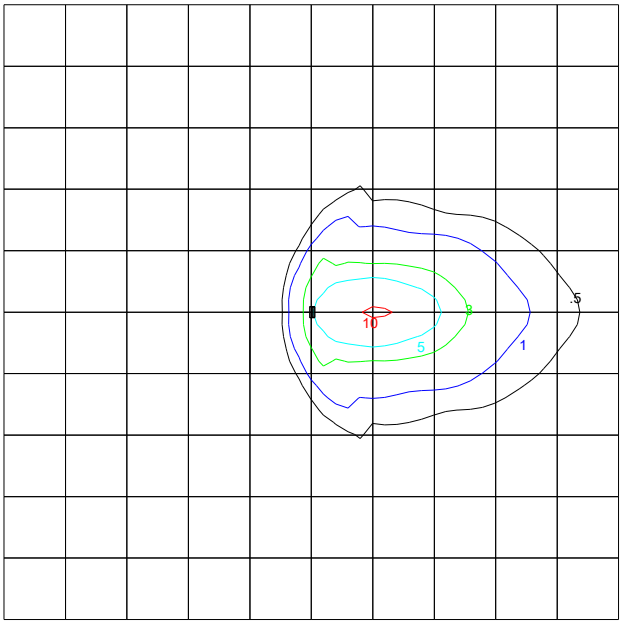

LSMA C 35L T5N
25' AFG
65 DEGREE TILT
SCALE = 25'

LSMA 2 C 35L T5M

Type V Medium Optical Assembly
2 Module, Cool White, 65 Degree Tilt

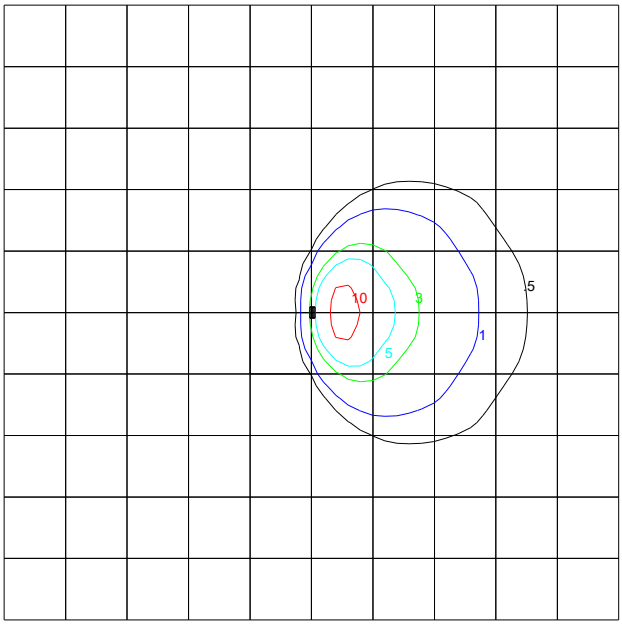

LSMA C 35L T5M
25' AFG
65 DEGREE TILT
SCALE = 25'

LSMA 2 C 35L T5W

Type V Wide Optical Assembly
2 Module, Cool White, 65 Degree Tilt

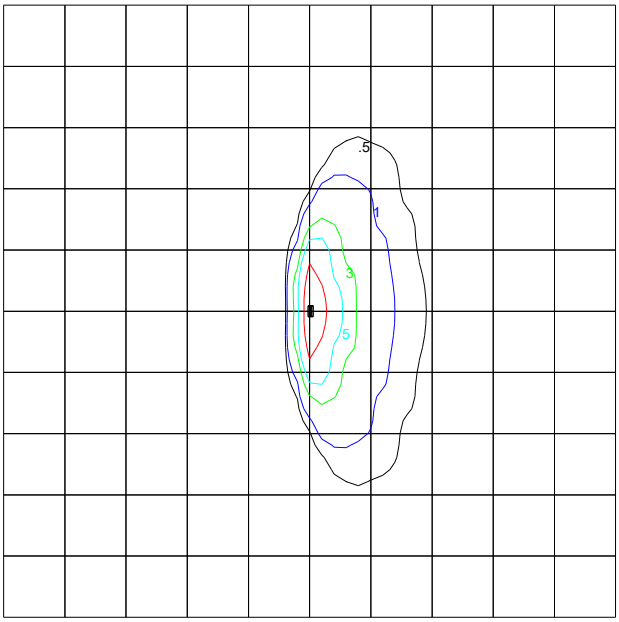

LSMA C 35L T5W
25' AFG
65 DEGREE TILT
SCALE = 25'

TECHLIGHT
INNOVATION IN ILLUMINATION