



ZONE™ Medium (ZNM)

Outdoor Sports Light



IP66 IK08



ZONE

OVERVIEW

Lumen Package (lm)	24,000 - 55,000
Wattage Range (W)	176 - 401
Efficacy Range (LPW)	122 - 150
Weight lbs (kg)	30 (13.6)

QUICK LINKS

FEATURES & SPECIFICATIONS

Construction

- Rugged die-cast aluminum housing contains factory prewired driver and optical unit. Cast aluminum wiring access door located underneath.
- Fixtures are finished with LSI's DuraGrip® polyester powder coat finishing process. The DuraGrip finish withstands extreme weather changes without cracking or peeling. Other standard LSI finishes available. Consult factory.
- Shipping weight: 37 lbs in carton.

Optical System

- State-of-the-Art one piece silicone optic sheet delivers industry leading optical control with an integrated gasket to provide IP66 rated seal.
- Proprietary silicone refractor optics provide exceptional coverage and uniformity in distribution types CT, 4, FT, LC and RC.
- Silicone optical material does not yellow or crack with age and provides a typical light transmittance of 95%.
- Zero uplight.
- Available in 5000K, 4000K, and 3000K color temperatures per ANSI C78.377.
- Minimum CRI of 70
- Integral louver (IL) and integral half louver (IH) options available for enhanced backlight control.

Electrical

- High-performance driver features overvoltage, under-voltage, short-circuit and over temperature protection.
- 0-10V dimming (10% - 100%) standard.

- Standard Universal Voltage (120-277 VAC) Input 50/60 Hz or optional High Voltage (347-480 VAC).
- L90 Calculated Life: >100k Hours (See Lumen Maintenance chart)
- Total harmonic distortion: <20%
- Operating temperature: -40°C to +50°C (-40°F to +122°F). 42L, 48L lumen packages rated to +40C. 55L lumen package rated to +35C.
- Power factor: >.90
- Input power stays constant over life.
- Field replaceable 10kV surge protection device meets a minimum Category C Low operation (per ANSI/IEEE C62.41.2).
- High-efficacy LEDs mounted to metal-core circuit board to maximize heat dissipation
- Driver is fully encased in potting material for moisture resistance and complies with FCC standards. Driver and key electronic components can easily be accessed.

Controls

- Optional integral passive infrared Bluetooth™ programmable motion and photocell sensor. Fixtures operate independently and can be commissioned via iOS or Android configuration app.
- LSI's AirLink wireless control system options allow for programming and group control while reducing energy and maintenance costs and optimizing light quality (see controls section for more details).

Installation

- Designed to mount to square or round poles.

- A single fastener secures the hinged door, underneath the housing and provides quick & easy access to the electrical compartment.
- Included terminal block (accepts up to 12 ga. wire) and 5' dimming and power leads extended to the housing exterior.
- Utilizes LSI's B3 drill pattern for easy fastening of LSI products.

Warranty

- LSI luminaires carry a 5-year limited warranty. Refer to <https://www.lsicorp.com/resources/terms-conditions-warranty/> for more information.

Listings

- Listed to UL 1598 and UL 8750.
- Meets Buy American Act requirements.
- IDA compliant; with 3000K color temperature selection.
- Title 24 Compliant; see local ordinance for qualification information.
- Suitable for wet locations.
- IP66 rated Luminaire per IEC 60598-1.
- 3G rated for ANSI C136.31 high vibration applications applications are qualified.
- IK08 rated luminaire per IEC 60622 mechanical impact code.
- DesignLights Consortium® (DLC) qualified product. Not all versions of this product may be DLC qualified. Please check the DLC Qualified Products List at www.designlights.org/QPL to confirm which versions are qualified.
- Patented Silicone Optics (US Patent NO. 10,816,165 B2) product may be DLC Premium qualified. Please check the DLC Qualified Products List at www.designlights.org/QPL to confirm which versions are qualified.





ZONE™ Medium (ZNM) Outdoor Sports Light

Type : _____

 Have questions? Call us at (800) 436-7800

ORDERING GUIDE

[Back to Quick Links](#)

TYPICAL ORDER EXAMPLE: ZNM 48L CT UNV 50 ALBCS1 BLK IH					
Prefix	Output	Distributions	Orientation	Voltage	Color Temperature
ZNM - Zone Medium	24L - 24,000 lms 30L - 30,000 lms 36L - 36,000 lms 42L - 42,000 lms 48L - 48,000 lms 55L - 55,000 lms Custom Lumen Packages ¹	CT - Court Optic 4 - Type 4 FT - Forward Throw LC - Left Corner RC - Right Corner	(Blank) - Standard (no rotation) L - Optics rotated left 90° R - Optics rotated right 90°	UNV - Universal Voltage (120-277V) HV - High Voltage (347-480V)	50 - 5,000 CCT 40 - 4,000 CCT 30 - 3,000 CCT
Controls			Finish	Options	
<p>(Blank) - None</p> <p>Wireless Controls System</p> <p>ALSC - AirLink Synapse Control System⁸</p> <p>ALSCS02 - AirLink Synapse Control System with 12-20' Motion Sensor⁸</p> <p>ALSCS04 - AirLink Synapse Control System with 20-40' Motion Sensor⁸</p> <p>ALSC B - Airlink Synapse Integral Controller and Dynamic Behaviors Drivers</p> <p>ALSC UNV TL7 - Airlink Synapse 7 Pin Twist Lock Controller 120V-277V</p> <p>ALSC HV TL7 - Airlink Synapse 7 Pin Twist Lock Controller 347V-480V</p> <p>ALSSM WIFI-VER-CEL - AirLink Synapse Central Base Station</p> <p>ALS RMT ACCESS - AirLink Synapse Remote Access 12 month subscription</p> <p>ALS DYN SCENE - AirLink Synapse Dynamic Behavior Software</p> <p>ALBCS1 - AirLink Blue Wireless Motion & Photo Sensor Controller (8-24' mounting height)</p> <p>ALBCS2 - AirLink Blue Wireless Motion & Photo Sensor Controller (25-40' mounting height)</p> <p>Stand-Alone Controls</p> <p>EXT - 0-10v Dimming leads extended to housing exterior</p> <p>CR7P - 7 Pin Control Receptacle ANSI C136.41²</p> <p>IMSBT1 - Integral Bluetooth™ Motion and Photocell Sensor max 8-24' mounting height^{3,4}</p> <p>IMSBT2 - Integral Bluetooth Motion and Photocell Sensor max 25-40' mounting height^{3,4}</p>			BLK - Black BRZ - Dark Bronze GPT - Graphite MSV - Metallic Silver PLP - Platinum Plus GRN - Green WHT - White	(Blank) - None IH - Integral Half Louver (Moderate Spill Light Cutoff) IL - Integral Louver (Sharp Spill Light Cutoff)	
 Need more information? Click here for our glossary.			Have additional questions? Call us at (800) 436-7800 		

Accessory Ordering Information⁵

CONTROLS ACCESSORIES		FUSING OPTIONS ⁶		SHIELDING OPTIONS	
Description	Order Number				
Twist Lock Photocell (120V) for use with CR7P	122514	Single Fusing (120V)	See Fusing Accessory Guide	Zone Medium	See Shielding Guide
Twist Lock Photocell (208-277V) for use with CR7P	122515	Single Fusing (277V)		Zone Large	Guide
Twist Lock Photocell (347V) for use with CR7P	122516	Double Fusing (208V, 240V)			
Twist Lock Photocell (480V) for use with CR7P	225180	Double Fusing (480V)			
Shorting Cap for use with CR7P ⁷	149328	Double Fusing (347V)			

1 Custom lumen and wattage packages available, consult factory. Values are within industry standard tolerances but not DLC listed.

2 Control device or shorting cap must be ordered separately. See Accessory Ordering Information.

3 Consult Factory for 347-480V.

4 IMSBT is field configurable via the LSI app that can be downloaded from your smartphone's native app store.

5 Accessories are shipped separately and field installed.

6 Fusing must be located in hand hole of pole. See [Fusing Accessory Guide](#) for compatibility.

7 "CLR" denotes finish. See Finish options.

















8 Not available with 55L Lumen Package.

ZONE™ Medium (ZNM) Outdoor Sports Light

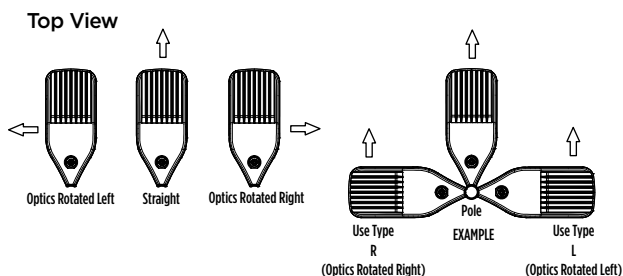
Type : _____

 Have questions? Call us at (800) 436-7800

ACCESSORIES

MOUNTING ACCESSORIES			SHIELDING, POLES & MISC. ACCESSORIES		
Side Arm	Universal Mounting Bracket Mounts to ≥ 3" square or round (tapered/straight) poles with (2) mounting hole spaces between 3.5" to 5"		Shielding	Integral Louver Field Install Integral Louver provides maximum backlight control by shielding each individual row of LEDs	
	Part Number: BKA UMB CLR			Part Number: 690981	
	Quick Mount Plate True one person installation to existing/new construction poles with hole spaces between 2.4 to 4.6"			Integral Half Louver Field Install Integral Half Louver provides great backlight control without impacting front side distribution.	
	Part Number: BKS PQM B3B5 XX CLR			Part Number: 743415	
	15° Tilt Quick Mount Plate True one person installation to existing/new construction poles with hole spaces between 2.4 to 4.6"		External Shield External shield blocks view of light source from any side of luminaire, additional shielding configurations available		
Part Number: BKS PQ15 B3B5 XX CLR		Part Number: 785970BLK (3") / 785962BLK (6")			
Tenon / Slipfitter	B5 to B3 Retrofit Adapter Bracket Allows to seamlessly integrate LSI Luminaires from B5 drill pattern to more modern and smaller B3 pattern.		Poles	Square Poles 14 - 39' steel and aluminum poles in 4", 5" and 6" sizes for retrofit and new construction	
	Part Number: BKA B5B3 CLR			Part Number: 45Q/55Q/65Q	
	Adjustable Slipfitter Mounts onto a 2" (51mm) IP, 2.375" (60mm) O.D. tenon and provides 180° of tilt (max 45° above horizontal)			Round Poles 10 - 30' steel and aluminum poles in 4" and 5" sizes for retrofit and new construction	
	Part Number: BKA ASF CLR		Part Number: 4RP/SRP		
	Square Tenon Top Mounts onto a 2" (51mm) IP, 2.375" (60mm) O.D. tenon and allows for mounting up to 4 luminaires		Tapered Poles 20' - 39' steel and aluminum poles for retrofit and new construction		
Part Number: BKA XNM *		Part Number: RTP			
Misc.	Square Internal Slipfitter Mounts inside 4" or 5" square pole and allows for mounting up to 4 luminaires		Bird Spikes 10' Linear Bird Spike Kit, 4" recommended per luminaire, includes silicone adhesive and application tool		
	Part Number: BKA X_ISF * CLR		Part Number: 736795		
Wall Mount / Wood Pole	Wall Mount Bracket Mounts onto vertical wall surface (hardware/anchors not included)		<div>1 Replace CLR with paint finish description</div> <div>2 Replace XX with SQ for square pole or RD for round pole (≥3" OD)</div> <div>3 Replace * with S (Single), D180 (Double @180°), D90 (Double @90°), T90 (Triple), Q90 (Quad)</div> <div>4 Replace _ with 4 (4" square pole) or 5 (5" square pole)</div>		
	Part Number: BKS XBO WM CLR				
Wood Pole Bracket	Wood Pole Bracket Mounts onto wooden poles (6" minimum OD, hardware/anchors not included)				
	Part Number: BKS XBO WP CLR				

OPTICS ROTATION



ACCESSORIES/OPTIONS

Integral Louver (IL) and House-Side Shield (IH)

Integral louver (IL) and half louver (IH) accessory shields available for improved backlight control without sacrificing street side performance. LSI's Integral Louver (IL) and Integral House-Side Shield (IH) options deliver backlight control that significantly reduces spill light behind the poles for applications with pole locations close to adjacent properties. The design maximizes forward reflected light while reducing glare, maintaining the optical distribution selected, and most importantly eliminating light trespass. Both options rotate

Luminaire Shown with Integral Louver (IL)



Luminaire Shown with IMSBT Option



7 Pin Photoelectric Control

7-pin ANSI C136.41-2013 control receptacle option available for twist lock photocontrols or wireless control modules. Control accessories sold separately. Dimming leads from the receptacle will be connected to the driver dimming leads (Consult factory for alternate wiring).

Luminaire Shown with CR7P



ZONE™ Medium (ZNM) Outdoor Sports Light

Type : _____

 Have questions? Call us at (800) 436-7800

PERFORMANCE

[Back to Quick Links](#)

Delivered Lumens*												
Lumen Package	Distribution	CRI	3000K CCT			4000K CCT			5000K CCT			Wattage
			Delivered Lumens	Efficacy	BUG Rating	Delivered Lumens	Efficacy	BUG Rating	Delivered Lumens	Efficacy	BUG Rating	
24L	CT	70	24939	156	B3-U0-G2	25891	162	B3-U0-G2	25855	161	B3-U0-G2	160
	FT		24994	156	B3-U0-G3	25948	162	B3-U0-G3	25911	162	B3-U0-G3	
	4		24396	152	B3-U0-G5	25600	160	B3-U0-G5	25457	159	B3-U0-G5	
	LC/RC		25885	162	B3-U0-G4	25885	162	B3-U0-G4	25310	158	B3-U0-G4	
30L	CT		31166	147	B4-U0-G3	32356	153	B4-U0-G3	32310	152	B4-U0-G3	213
	FT		31234	147	B4-U0-G4	32426	153	B4-U0-G4	32380	152	B4-U0-G4	
	4		30631	144	B3-U0-G5	32141	151	B3-U0-G5	31961	150	B3-U0-G5	
	LC/RC		32498	153	B3-U0-G5	32498	153	B3-U0-G5	31777	149	B3-U0-G5	
36L	CT		36523	144	B4-U0-G3	37918	150	B4-U0-G3	37864	149	B4-U0-G3	254
	FT		36603	144	B4-U0-G4	38000	150	B4-U0-G4	37946	149	B4-U0-G4	
	4		35403	139	B3-U0-G5	37148	146	B3-U0-G5	36941	145	B3-U0-G5	
	LC/RC		37561	147	B3-U0-G5	37561	147	B3-U0-G5	36727	144	B3-U0-G5	
42L	CT		42389	135	B4-U0-G3	44007	140	B4-U0-G3	43945	140	B4-U0-G4	314
	FT		41084	131	B4-U0-G4	42652	136	B4-U0-G4	42592	136	B4-U0-G4	
	4		41453	132	B4-U0-G5	43497	139	B4-U0-G5	43254	138	B4-U0-G5	
	LC/RC		43981	140	B4-U0-G5	43981	140	B4-U0-G5	43004	137	B4-U0-G5	
48L	CT		46622	127	B4-U0-G3	48402	133	B4-U0-G3	48333	132	B4-U0-G3	366
	FT		46723	128	B4-U0-G5	48507	133	B4-U0-G5	48438	132	B4-U0-G5	
	4		46006	126	B4-U0-G5	48275	132	B4-U0-G5	48005	131	B4-U0-G5	
	LC/RC		48812	133	B4-U0-G5	48812	133	B4-U0-G5	47728	130	B4-U0-G5	
55L	CT		52223	119	B4-U0-G3	54216	124	B4-U0-G3	54139	124	B4-U0-G3	438
	FT		50539	115	B4-U0-G5	52468	120	B4-U0-G5	52394	120	B4-U0-G5	
	4		51635	119	B4-U0-G5	54181	125	B4-U0-G5	53878	124	B4-U0-G5	
	LC/RC		54113	124	B4-U0-G5	54113	124	B4-U0-G5	52912	121	B4-U0-G5	

*LEDs are frequently updated therefore values are nominal

Electrical Data*							
Lumen Package	Wattage	120V	208V	240V	277V	347V	480V
24L	160	1.33	0.77	0.67	0.58	0.46	0.33
30L	213	1.77	1.02	0.89	0.77	0.61	0.44
36L	254	2.12	1.22	1.06	0.92	0.73	0.53
42L	314	2.62	1.51	1.31	1.13	0.90	0.65
48L	366	3.05	1.76	1.53	1.32	1.05	0.76
55L	438	3.65	2.10	1.82	1.58	1.26	0.91

*Electrical data at 25C (77F). Actual wattage may differ by +/-10%.

Recommended Lumen Maintenance 0-25°C					
Ambient Temp	Lumen Multiplier				
	0 hrs. ⁹	25K hrs. ⁹	50K hrs. ⁹	75K hrs. ¹⁰	100K hrs. ¹⁰
C					
24L-48L	101%	93%	86%	79%	72%
55L	100%	91%	82%	74%	67%

Recommended Lumen Maintenance 0-40°C					
Ambient Temp	Lumen Multiplier				
	0 hrs. ⁹	25K hrs. ⁹	50K hrs. ⁹	75K hrs. ¹⁰	100K hrs. ¹⁰
C					
24L-48L	101%	90%	81%	72%	64%

⁸ Lumen maintenance values at 40C are calculated per TM-21 based on LM-80 data and in-situ testing.

⁹ In accordance with IESNA TM-21-11, Projected Values represent interpolated value based on time durations that are within six times the IESNA LM-80-08 total test duration for the device under testing.

¹⁰ In accordance with IESNA TM-21-11, Calculated Values represent time durations that exceed six times the IESNA LM-80-08 total test duration for the device under testing.

ZONE™ Medium (ZNM) Outdoor Sports Light

Type : _____

Have questions? Call us at (800) 436-7800

PHOTOMETRICS

[Back to Quick Links](#)

Luminaire photometry has been conducted by a NVLAP accredited testing laboratory in accordance with IESNA LM-79-08. As specified by IESNA LM-79-08 the entire luminaire is tested as the source resulting in a luminaire efficiency of 100%.

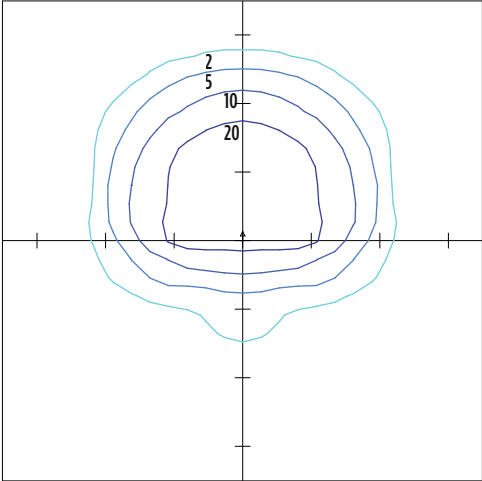
See the individual product page on <https://www.lsicorp.com/> for detailed photometric data.

ZNM-48L-CT-40

Luminaire Data		
Wide Distribution		
Description	4,000 Kelvin, 70 CRI	
Delivered Lumens	48,211	
Watts	400	
Efficacy	121	
IES Type	Type III - Very Short	
BUG Rating	B4-U0-G3	

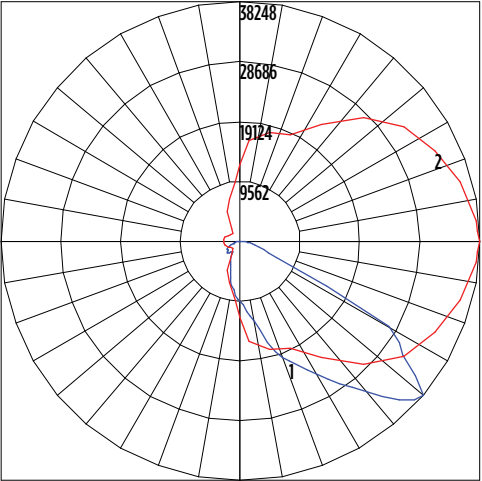
Zonal Lumen Summary		
Zone	Lumens	% Luminaire
Low (0-30°)	9897	21%
Medium (30-60°)	32201	67%
High (60-80°)	5593	12%
Very High (80-90°)	520	1%
Uplight (90-180°)	0	0%
Total Flux	48211	100%

ISO Footcandle



20' Mounting Height / 15' Grid Spacing
20 FC 10 FC 5FC 2 FC

Polar Curve



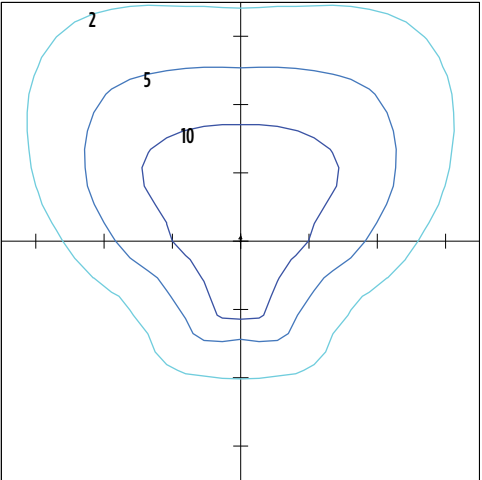
Vertical Plane Horizontal Cone

ZNM-48L-FT-40

Luminaire Data		
Wide Distribution		
Description	4000 Kelvin, 70 CRI	
Delivered Lumens	48,055	
Watts	400	
Efficacy	120	
IES Type	Type IV - Short	
BUG Rating	B4-U0-G5	

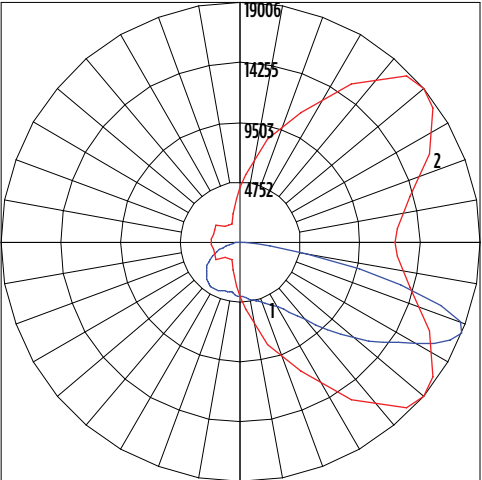
Zonal Lumen Summary		
Zone	Lumens	% Luminaire
Low (0-30°)	6199	13%
Medium (30-60°)	20250	42%
High (60-80°)	20684	43%
Very High (80-90°)	922	2%
Uplight (90-180°)	0	0%
Total Flux	48055	100%

ISO Footcandle



20' Mounting Height / 15' Grid Spacing
20 FC 10 FC 5FC 2 FC

Polar Curve



Vertical Plane Horizontal Cone

ZONE™ Medium (ZNM) Outdoor Sports Light

Type : _____

 Have questions? Call us at (800) 436-7800

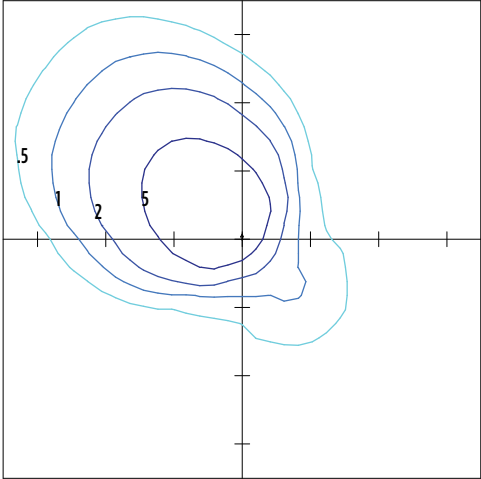
PHOTOMETRICS

ZNM-30L-SIL-LC-40-70CRI

Luminaire Data	
Left Corner Distribution	
Description	4,000 Kelvin, 70 CRI
Delivered Lumens	32,498
Watts	213
Efficacy	153
IES Type	N/A
BUG Rating	B3-U0-G5

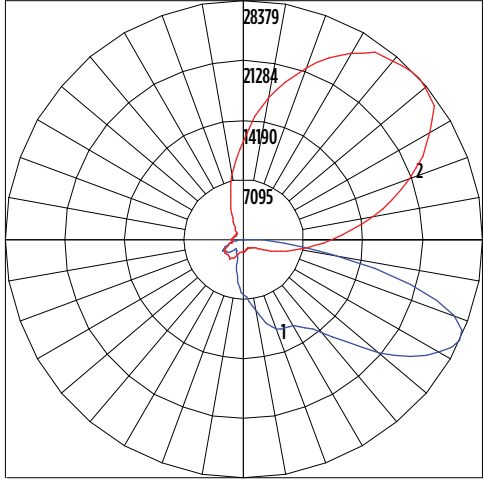
Zonal Lumen Summary		
Zone	Lumens	% Luminaire
Low (0-30°)	5083	16%
Medium (30-60°)	14808	46%
High (60-80°)	11603	36%
Very High (80-90°)	1005	3%
Uplight (90-180°)	0	0%
Total Flux	32498	100%

ISO Footcandle



25' Mounting Height / 25' Grid Spacing
5 FC 2 FC 1 FC 0.5 FC

Polar Curve



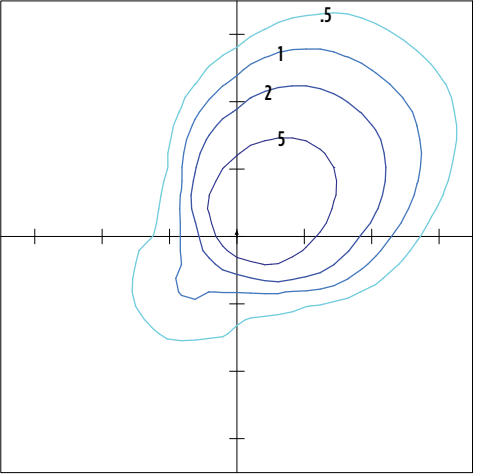
Vertical Plane Horizontal Cone

ZNM-30L-SIL-RC-40-70CRI

Luminaire Data	
Right Corner Distribution	
Description	4000 Kelvin, 70 CRI
Delivered Lumens	32,498
Watts	213
Efficacy	153
IES Type	N/A
BUG Rating	B3-U0-G5

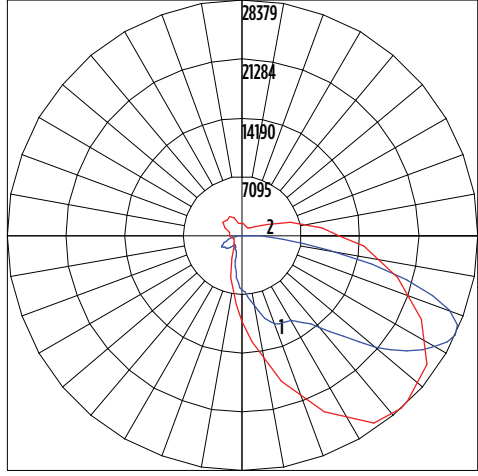
Zonal Lumen Summary		
Zone	Lumens	% Luminaire
Low (0-30°)	5083	16%
Medium (30-60°)	14808	46%
High (60-80°)	11603	36%
Very High (80-90°)	1005	3%
Uplight (90-180°)	0	0%
Total Flux	32498	100%

ISO Footcandle



25' Mounting Height / 25' Grid Spacing
5 FC 2 FC 1 FC 0.5 FC

Polar Curve



Vertical Plane Horizontal Cone



PHOTOMETRICS

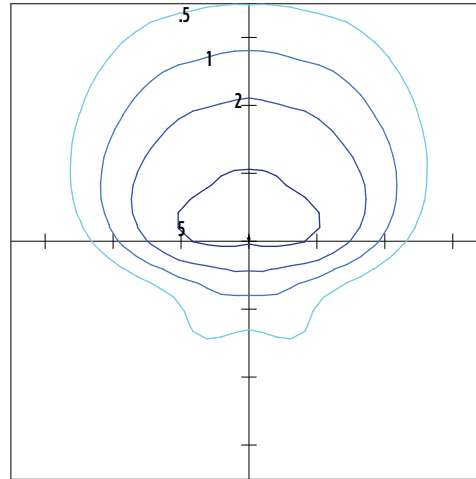
[Back to Quick Links](#)

ZNM-30L-SIL-4-40-70CRI

Luminaire Data	
Type 4 Distribution	
Description	4000 Kelvin, 70 CRI
Delivered Lumens	32,141
Watts	213
Efficacy	151
IES Type	Type IV - Very Short
BUG Rating	B3-U0-G5

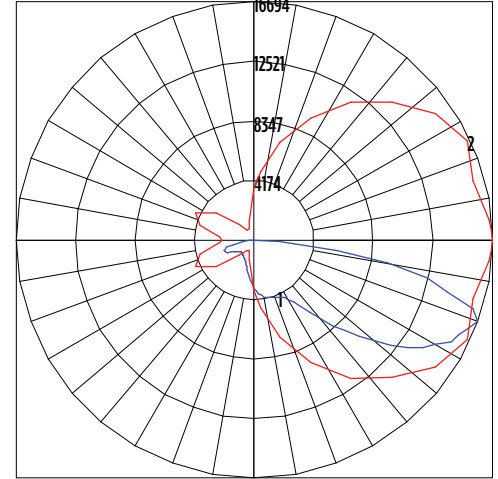
Zonal Lumen Summary		
Zone	Lumens	% Luminaire
Low (0-30°)	3119	10%
Medium (30-60°)	13569	42%
High (60-80°)	13649	42%
Very High (80-90°)	1804	6%
Uplight (90-180°)	0	0%
Total Flux	32141	100%

ISO Footcandle



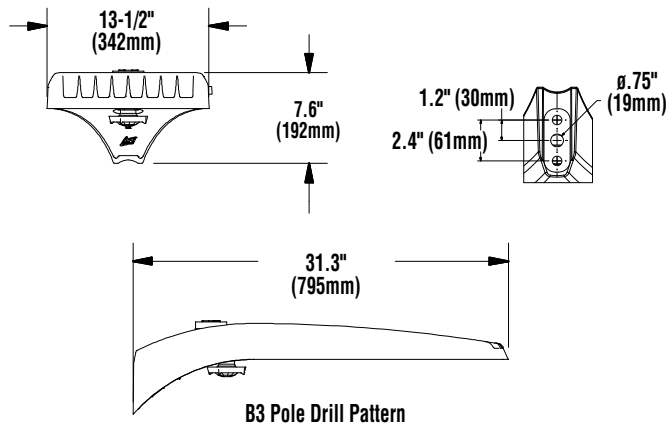
25' Mounting Height / 25' Grid Spacing
■ 5 FC ■ 2 FC ■ 1 FC ■ 0.5 FC

Polar Curve

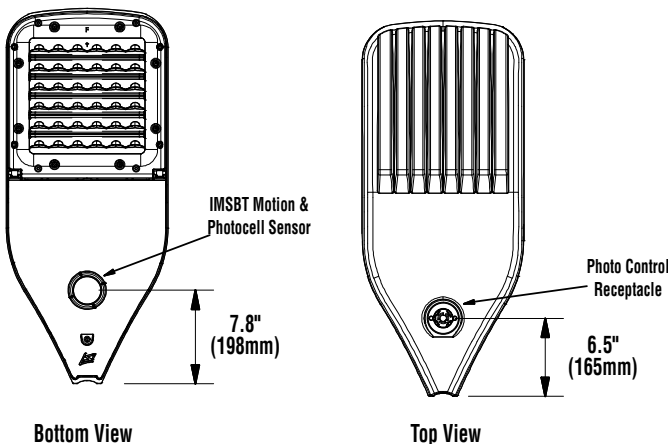


■ Vertical Plane ■ Horizontal Cone

PRODUCT DIMENSIONS



B3 Pole Drill Pattern

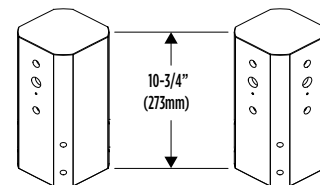


Bottom View

Top View

Luminaire EPA Chart					
Tilt Degree		0°	15°	30°	45°
■	Single	0.5	1.0	1.5	1.9
■ ■	D180°	1.0	1.5	1.5	1.9
■ ■ ■	D90°	0.8	1.8	1.9	2.3
■ ■ ■ ■	T90°	1.0	4.0	2.5	2.8
■ ■ ■ ■ ■	TN120°	1.0	2.9	3.3	3.9
■ ■ ■ ■ ■ ■	Q90°	1.0	4.0	2.5	2.8

TENON BRACKETS (with 3" Reduced Drill Pattern)
BKA-XNM-*-CLR - Tenon mount fitter slip-fits 2-3/8" O.D. tenon (2.0 pipe tenon).



BKA-XNM-S or D180-*-CLR
Single/D180
(Drilled 2 Sides)

BKA-XNM-D90, T90 or Q90-*-CLR
D90/T90/Q90
(Drilled 4 Sides)



CONTROLS

[Back to Quick Links](#)

Integral Bluetooth™ Motion and Photocell Sensor (IMSBTxL)

Slim low profile sensor provides multi-level control based on motion and/or daylight. Sensor controls 0-10 VDC LED drivers and is IP66 rated for cold and wet locations (-40°F to 167°F). Two unique PIR lenses are available and used based on fixture mounting height. All control parameters are adjustable via an iOS or Android App capable of storing and transmitting sensor profiles.

Click here to learn more details about IMSBT



Leviton App



Apple



Android

AirLink Blue (ALBCSx)

Wireless Bluetooth Mesh Outdoor Lighting Control System that provides energy savings, code compliance and enhanced safety/security for parking lots and parking garages. Three key components; Bluetooth wireless radio/sensor controller, Time Keeper and an iOS App. Capable of grouping multiple fixtures and sensors as well as scheduling time-based events by zone. Radio/Sensor Controller is factory integrated into Area/ Site, Wall Mounted, Parking Garage and Canopy luminaires.

Click here to learn more details about AirLink Blue



AirLink Blue App



Apple

Sensor Sequence of Operations

Standard Programming	On Event	Off Event	On Light Level	Dim Light Level	Daylight Harvesting	Delay To Off	Sensitivity
OMSBTxL/IMSBTxL	Motion	No Motion	100%	N/A	On; Auto Calibration	20 minutes	High
OMS	Motion	No Motion	N/A	N/A	N/A	30 seconds	Auto

Operation	Description
On Event	Trigger that activates lights to turn on; either automatic via motion detected or manually activated via push of button.
Off Event	Trigger that activates lights to turn off; either automatic via no motion detected or manually activated via push of button.
On Light Level	The light level that the fixtures will turn on to when ON EVENT occurs.
Dim Light Level	The light level that the fixtures will dim down to when no motion is detected.
Delay to Dim	The amount of time after which no motion is detected that the fixtures will be triggered to dim down. This sequence is optional, and sensor can be programmed to only trigger the fixture to turn off by entering 100% in this field.
Delay to Off	The amount of time after which no motion is detected that the fixtures will be triggered to turn off. If delay to dim is part of the programmed functionality, this is the amount of time after which no motion is detected after the fixture have already dimmed down.
Sensitivity	The sensitivity can be set to high, medium, low, or auto where applicable. High will detect smaller, simple motions. Low will only detect larger more complex motions. Auto temperature calibration adjusts the PIR sensitivity as ambient temperature rises to increase detection of heat movement through the field of view.