



| | |
|----------------|------|
| Catalog Number | |
| Project | Type |

FEATURES & SPECIFICATIONS

POLE — The pole shaft is fabricated from a weldable grade of hot rolled carbon steel having a minimum yield of 55,000 PSI and conforms to ASTM A500 grade C requirements. The shaft construction is a single piece of formed steel welded longitudinally with high frequency electric resistance welding. The shaft is uniformly square with radius corners. The hand hole is located 1' above the pole base. The hand hole reinforcement ring is 3" x 5" rectangle tubing. A galvanized flange is welded directly back from the hand hole inside the shaft which is provided with a stainless pan head machine screw and attaching bar. A galvanized flange is welded directly back from the hand hole inside the shaft which is provided with a bolt to allow for easy installation of the ground wire.

ANCHOR BASE — The anchor base is fabricated from a structural quality hot rolled carbon steel plate that has a minimum yield strength of 36,000 PSI. The anchor base telescopes the pole shaft and has a circumferential weld on the top and bottom.

BASE COVER — A full base cover is provided which encapsulates the base plate and anchor bolts to provide a clean transition from pier to pole.

HINGE — The pole is provided with an internal hinge which includes a zinc plated Grade 8 carbon steel hinge pin. The hinge is constructed to be internal for a clean and uninterrupted pole profile. An internal flexible wire way is provided to insure the wires are protected when the hinge is in use.

FINISH — A Super Durable Polyester powder coat finish is electrostatically applied in our state of the art paint facility. Standard colors available: Black, Bronze, US Green, White. Custom colors available upon request. Galvanizing treatments available upon request. Additional warranty extensions available with these treatments.

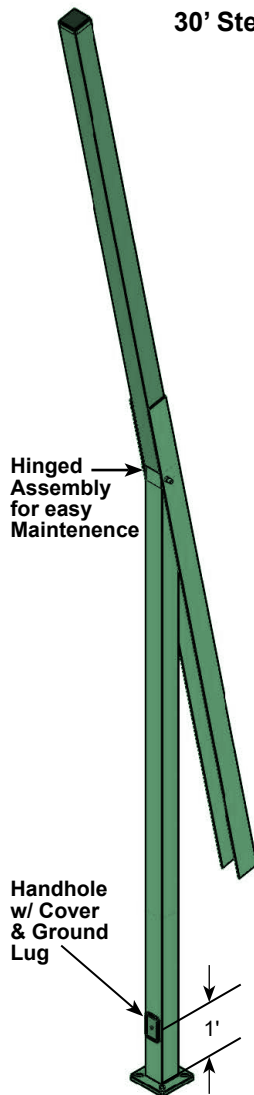
POLE DESIGN — The poles shown in this specification section are designed to withstand dead loads and theoretical wind loads created by variable wind speeds with a 1.3 gust factor under the following conditions.

The fixture and/or arms are to be mounted at the center of gravity of the pole and are to be located no greater than 2' 6" above the pole height. The EPA (Effective Projected Area) is to be the actual projected areas and drag coefficients.

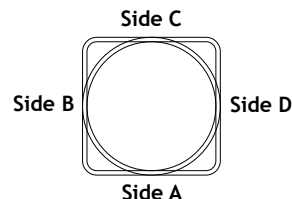
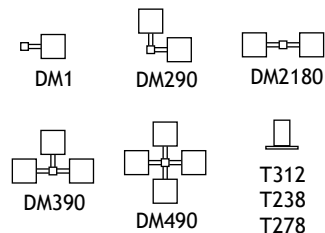
To operate properly the poles should have a minimum fixture weight of 50 lbs.

POLE WINCH ORDERED SEPARATELY

30' Steel 5" Square Hinged 7 Gauge Pole HP SERIES



Mounting Options



Drilling Locations

| Sides | A | B | C | D |
|-----------|---|---|---|---|
| Hand Hole | X | | | |
| DM1 | X | | | |
| DM290 | X | X | | |
| DM2180 | | X | | X |
| DM390 | X | X | | X |
| DM490 | X | X | X | X |

ORDERING INFORMATION

Choose the bold face options for the appropriate pole configuration for your application and enter on the line above each pole attribute. Accessories may be factory installed, depending on the particular accessory chosen, but must still be ordered as a separate line item.

Example: **HP 30 5 7 11 GLVPBZ T238**

| Series | Pole Height | Pole Size | Bottom Gauge | Top Gauge | Color | Mounting | Drill Pattern |
|-----------|-----------------------|--------------------|------------------|--------------------|--|--|--|
| HP | 30 30' Nominal | 5 5" Square | 7 7 Gauge | 11 11 Gauge | GLV¹ Galvanized GLVPBK Galvanized and Painted Black GLVPBZ Galvanized and Painted Bronze GLVPWH Galvanized and Painted White GLVPGR Galvanized and Painted US Green SP Special | DM1 Drill One Side DM290 Drill 2 Sides at 90° DM2180 Drill 2 Sides at 180° DM390 Drill 3 Sides at 90° DM490 Drill 4 Sides at 90° T238 2-3/8" OD Tenon (Standard) T278 2-7/8" OD Tenon T312 3-1/2" OD Tenon ND No Drilling | Blank None - for Tenon Mounting SSA SSA Drill Mount Pattern VSA VSA Drill Mount Pattern |

NOTE: ANCHOR BOLT KITS MUST BE ORDERED AS A SEPARATE LINE ITEM. EACH KIT IS PROVIDED WITH A RIGID TEMPLATE FOR INSTALLATION. SEE ACCESSORIES FOR KIT PART NUMBERS. PLEASE NOTE ON PURCHASE ORDER IF ANCHOR BOLTS AND TEMPLATES ARE TO BE PRE-SHIPED.

Options

(Include in Pole Ordering String Above)

TLGFIA Ground Fault Receptacle
PHH² Additional Hand Hole
BABA³ Build America, Buy America Act Compliant

Accessories

(Order as separate line items)

KAB136G11R AB Kit (4) 1" x 36" Galvanized Bolts and Rigid Template
KAB136G11RUSA USA Anchor Bolt Kit part for the Anchor Bolts+Template
WINCH/STRAPS Winch and Strap



NOTES

- For 'Galvanized and Painted' option. You must specify a paint color code as the suffix in addition to the GLVP coating option. (Example: GLVPBZ).
- Please note location for additional hand hole when ordering. See Drilling Locations diagram for location designations.
- BABA Compliant:** Ensures all steel and components are U.S.-sourced and includes full compliance documentation (self-certification and mill certifications). May affect pricing and lead time.

Techlight
2009 McKenzie Drive Suite 110, Carrollton, TX 75006
PH: 214.350.0591 techlight@techlight.com

www.techlight.com

All dimensions and specifications are subject to change without notice.

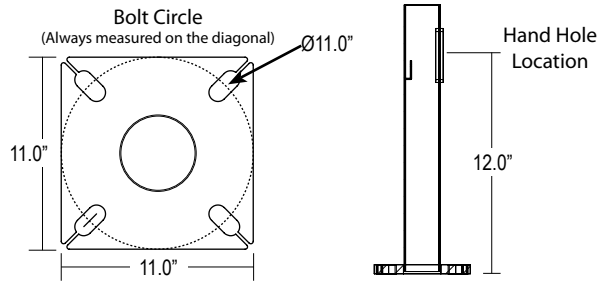
REV: 20251203-04

HP SERIES 30' Steel 5" Square Hinged 7 Gauge Pole

POLE CHARACTERISTICS

Technical Data

| | |
|-----------------------|--------------------------------|
| Nominal Pole Height | 30'-0" |
| Pole Dimensions | 30' x 5" |
| Wall Gauge | Bottom 7 Gauge Top 11 Gauge |
| Bolt Circle | 11.0" |
| Bolt Size | 1" x 36" x 4" |
| Base Plate Dimensions | 11.0" sq. x 1.0" thk. |
| Est. Shipping Weight | 308 lbs |

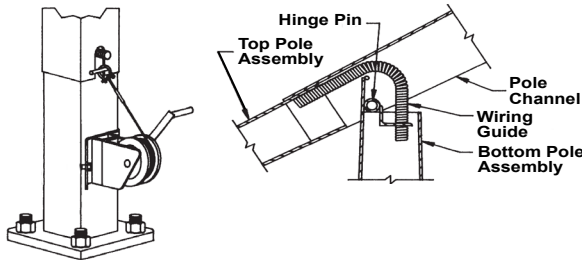


Max EPA (1.3 Gust)


| | |
|---------|-----|
| 90 mph | 5.0 |
| 100 mph | 2.5 |
| 110 mph | 1.0 |

WINCH

The winch (ordered separately) is of a heavy duty hand powered geared design with an automated brake. The winch is easily installed and removed with the use of the included steel strapping system. The winch is also provided with a 3/16" stainless steel cable rated for a minimum load of 3500 lbs. The winch is constructed of a sturdy steel housing and drum with a durable powder coated finish as well as a stainless steel drum shaft with ball bearings and brass roller cable guides.



TL-GFIA - Ground Fault Receptacle



The GFIA (Ground Fault Circuit Interrupter) comes with a die cast aluminum in-use cover.



Techlight, Inc.
 2009 McKenzie Drive Suite 110,
 Carrollton, TX 75006
 Phone: 214-350-0591, 800-225-0727
www.techlight.com