



Catalog Number	
Project	Type

## FEATURES & SPECIFICATIONS

**POLE** — The pole shaft is fabricated from a weldable grade of hot rolled carbon steel having a minimum yield of 55,000 PSI and conforms to ASTM A500 grade C requirements. The shaft construction is a single piece of formed steel welded longitudinally with high frequency electric resistance welding. The shaft is uniformly square with radius corners. The hand hole is located 1' above the pole base. The hand hole reinforcement ring is 3" x 5" rectangle tubing. A galvanized flange is welded directly back from the hand hole inside the shaft which is provided with a stainless pan head machine screw and attaching bar. A galvanized flange is welded directly back from the hand hole inside the shaft which is provided with a bolt to allow for easy installation of the ground wire.

**ANCHOR BASE** — The anchor base is fabricated from a structural quality hot rolled carbon steel plate that has a minimum yield strength of 36,000 PSI. The anchor base telescopes the pole shaft and has a circumferential weld on the top and bottom.

**BASE COVER** — A full base cover is provided which encapsulates the base plate and anchor bolts to provide a clean transition from pier to pole.

**HINGE** — The pole is provided with an internal hinge which includes a zinc plated Grade 8 carbon steel hinge pin. The hinge is constructed to be internal for a clean and uninterrupted pole profile. An internal flexible wire way is provided to insure the wires are protected when the hinge is in use.

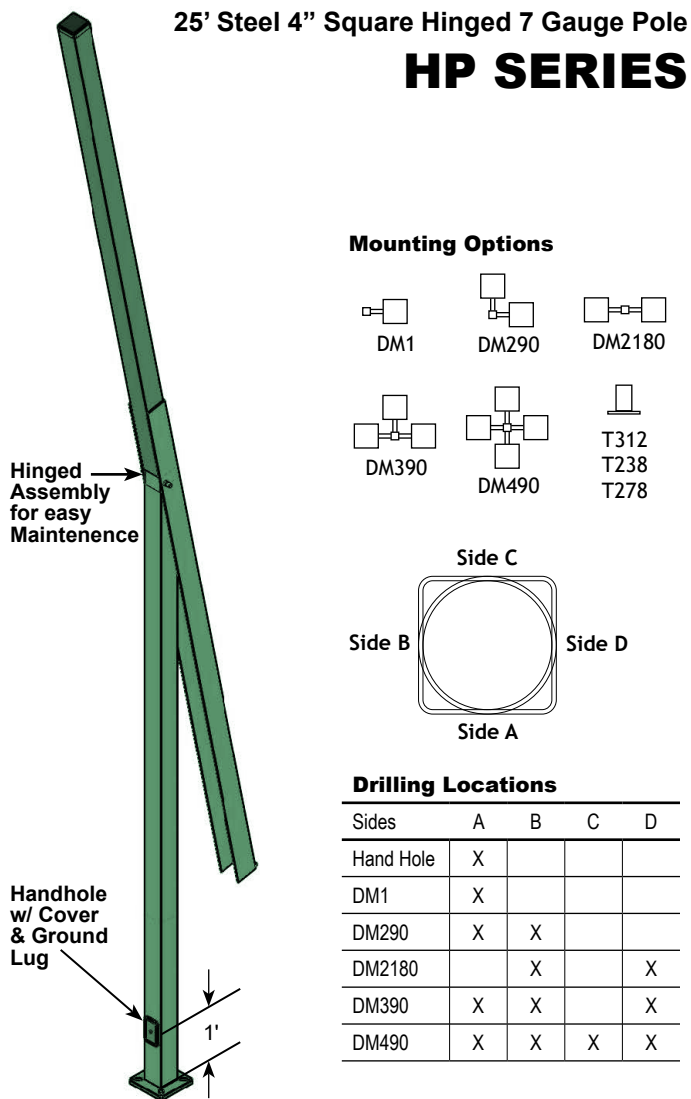
**FINISH** — A Super Durable Polyester powder coat finish is electrostatically applied in our state of the art paint facility. Standard colors available: Black, Bronze, US Green, White. Custom colors available upon request. Galvanizing treatments available upon request. Additional warranty extensions available with these treatments.

**POLE DESIGN** — The poles shown in this specification section are designed to withstand dead loads and theoretical wind loads created by variable wind speeds with a 1.3 gust factor under the following conditions.

The fixture and/or arms are to be mounted at the center of gravity of the pole and are to be located no greater than 2' 6" above the pole height. The EPA (Effective Projected Area) is to be the actual projected areas and drag coefficients.

To operate properly the poles should have a minimum fixture weight of 50 lbs.

### POLE WINCH ORDERED SEPARATELY



## ORDERING INFORMATION

Choose the bold face options for the appropriate pole configuration for your application and enter on the line above each pole attribute. Accessories may be factory installed, depending on the particular accessory chosen, but must still be ordered as a separate line item.

Example: **HP 25 4 7 11 GLVPBZ T238**

Series	Pole Height	Pole Size	Bottom Gauge	Top Gauge	Color	Mounting	Drill Pattern
<b>HP</b>	<b>25</b> 25' Nominal	<b>4</b> 4" Square	<b>7</b> 7 Gauge	<b>11</b> 11 Gauge	<b>GLV<sup>1</sup></b> Galvanized <b>GLVPBK</b> Galvanized and Painted Black <b>GLVPBZ</b> Galvanized and Painted Bronze <b>GLVPWH</b> Galvanized and Painted White <b>GLVGR</b> Galvanized and Painted US Green <b>SP</b> Special	<b>DM1</b> Drill One Side <b>DM290</b> Drill 2 Sides at 90° <b>DM2180</b> Drill 2 Sides at 180° <b>DM390</b> Drill 3 Sides at 90° <b>DM490</b> Drill 4 Sides at 90° <b>T238</b> 2-3/8" OD Tenon (Standard) <b>T278</b> 2-7/8" OD Tenon <b>T312</b> 3-1/2" OD Tenon <b>ND</b> No Drilling	<b>Blank</b> None - for Tenon Mounting <b>SSA</b> SSA Drill Mount Pattern <b>VSA</b> VSA Drill Mount Pattern

**NOTE: ANCHOR BOLT KITS MUST BE ORDERED AS A SEPARATE LINE ITEM. EACH KIT IS PROVIDED WITH A RIGID TEMPLATE FOR INSTALLATION. SEE ACCESSORIES FOR KIT PART NUMBERS. PLEASE NOTE ON PURCHASE ORDER IF ANCHOR BOLTS AND TEMPLATES ARE TO BE PRE-SHIPED.**

### Options

(Include in Pole Ordering String Above)

**TLGFIA** Ground Fault Receptacle  
**PHH<sup>2</sup>** Additional Hand Hole  
**BABA<sup>3</sup>** Build America, Buy America Act Compliant

### Accessories

(Order as separate line items)

**KAB3430G08R** AB Kit (4) 3/4" x 30" Galvanized Bolts and Rigid Template  
**KAB3430G08RUSA** USA Anchor Bolt Kit part for the Anchor Bolts+Template  
**WINCH/STRAP4** Winch and Strap



### NOTES

- For 'Galvanized and Painted' option. You must specify a paint color code as the suffix in addition to the GLVP coating option. (Example: GLVPBZ).
- Please note location for additional hand hole when ordering. See Drilling Locations diagram for location designations.
- BABA Compliant:** Ensures all steel and components are U.S.-sourced and includes full compliance documentation (self-certification and mill certifications). May affect pricing and lead time.

Techlight  
2009 McKenzie Drive Suite 110, Carrollton, TX 75006  
PH: 214.350.0591 techlight@techlight.com

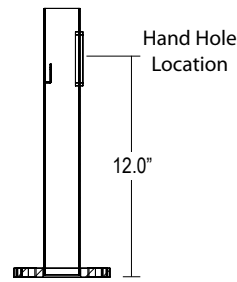
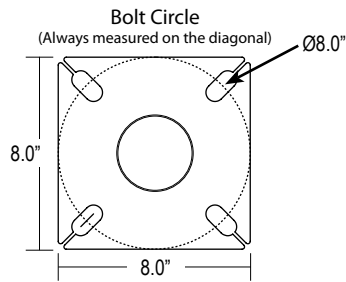
www.techlight.com

# HP SERIES 25' Steel 4" Square Hinged 7 Gauge Pole

## POLE CHARACTERISTICS

### Technical Data

Nominal Pole Height	25'-0"
Pole Dimensions	25' x 4"
Wall Gauge	Bottom 7 Gauge Top 11 Gauge
Bolt Circle	8.0"
Bolt Size	3/4" x 30" x 3"
Base Plate Dimensions	8.0" sq. x .75" thk.
Est. Shipping Weight	270 lbs

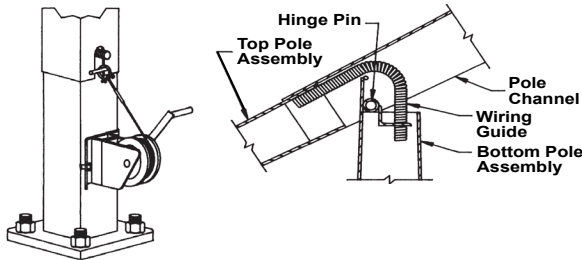


### Max EPA (1.3 Gust)

90 mph	4.5
100 mph	3.0
110 mph	1.5

### WINCH


The winch (ordered separately) is of a heavy duty hand powered geared design with an automated brake. The winch is easily installed and removed with the use of the included steel strapping system. The winch is also provided with a 3/16" stainless steel cable rated for a minimum load of 3500 lbs. The winch is constructed of a sturdy steel housing and drum with a durable powder coated finish as well as a stainless steel drum shaft with ball bearings and brass roller cable guides.



**For Reference Only:** The ASCE 7 Hazard Tool is the official source of information for pole selection when identifying wind speed zone limits within North America.

<https://asce7hazardtool.online/>

### TL-GFIA - Ground Fault Receptacle



The GFIA (Ground Fault Circuit Interrupter) comes with a die cast aluminum in-use cover.



Techlight  
 2009 McKenzie Drive Suite 110, Carrollton, TX 75006  
 Phone: 214-350-0591, 800-225-0727  
[www.techlight.com](http://www.techlight.com)