



Catalog Number

Project

Type

FEATURES & SPECIFICATIONS

POLE — The pole shaft is fabricated from hot rolled carbon steel having a minimum yield of 55,000 PSI and conforms to ASTM A500 grade C requirements. The shaft construction is a single piece of formed steel welded longitudinally. The hand hole is located 1' above the pole base. A ground lug is provided standard.

ANCHOR BASE — The anchor base is fabricated from a structural quality hot rolled carbon steel plate that has a minimum yield strength of 36,000 PSI. The anchor base telescopes the pole shaft and has a circumferential weld on the top and bottom.

BASE COVER — A full base cover is provided which encapsulates the base plate and anchor bolts to provide a clean transition from pier to pole.

FINISH — A Super Durable Polyester powder coat finish is electrostatically applied in our state of the art paint facility. Standard colors available: Black, Bronze, US Green, White. Custom colors available upon request. Galvanizing and T-Guard treatments available upon request. Additional warranty extensions available with these treatments.

20' Steel 5" Round 11 Gauge Pole

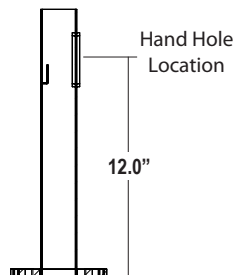
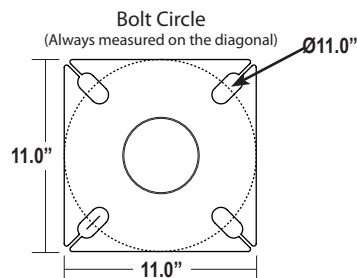
RSP SERIES

Technical Data

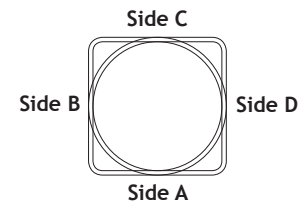
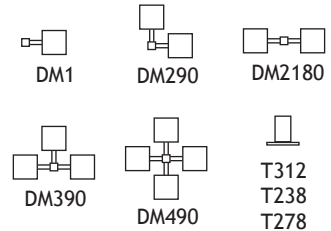
Nominal Pole Height	20'-0"
Shaft Dimensions	20' x 5"
Wall Gauge	11 Gauge
Bolt Circle	11.0"
Bolt Size	1" x 36" x 4"
Base Plate Dimensions	11.0" sq. x 1.0" thk.
Est. Shipping Weight	207 lbs

Max EPA (1.3 Gust)

90 mph	13.3
100 mph	10.0
110 mph	7.6
120 mph	5.7
130 mph	4.3
140 mph	3.1



Mounting Options



Drilling Locations

Sides	A	B	C	D
Hand Hole	X			
DM1	X			
DM290	X	X		
DM2180		X		X
DM390	X	X		X
DM490	X	X	X	X

ORDERING INFORMATION

Choose the bold face options for the appropriate pole configuration for your application and enter on the line above each pole attribute. Accessories may be factory installed, depending on the particular accessory chosen, but must still be ordered as a separate line item.

Example: **RSP 20 5 11 BZ T238**
KAB13611R

Series	Pole Height	Pole Size	Pole Gauge	Color	Mounting	Drill Pattern
RSP	20 20' Nominal	5 5" Round	11 11 Gauge	BK Black BZ Bronze WH White GR US Green GLV Galvanized GLVP¹ Galvanized and Painted TG¹ T-Guard Internal Coating SP Special	DM1 Drill One Side DM290 Drill 2 Sides at 90° DM2180 Drill 2 Sides at 180° DM390 Drill 3 Sides at 90° DM490 Drill 4 Sides at 90° T238 2-3/8" OD Tenon (Standard) T278 2-7/8" OD Tenon T312 3-1/2" OD Tenon ND No Drilling	Blank None - for Tenon Mounting S SSA Drill Mount Pattern V VSA Drill Mount Pattern

NOTE: ANCHOR BOLT KITS MUST BE ORDERED AS A SEPARATE LINE ITEM. EACH KIT IS PROVIDED WITH A RIGID TEMPLATE FOR INSTALLATION. SEE ACCESSORIES FOR KIT PART NUMBERS. PLEASE NOTE ON PURCHASE ORDER IF ANCHOR BOLTS AND TEMPLATES ARE TO BE PRE-SHIPED.

NOTES

- Must specify paint color in addition to these coating options (Example: GLVPBZ; TGBZ; GLVPTGBZ).
- Please note location for additional hand hole when ordering. See Drilling Locations diagram for location designations.

Accessories (Order as separate line items)

KAB13611R	AB Kit (4) 1" x 36" Bolts and Rigid Template
KAB136G11R	AB Kit (4) 1" x 36" Galvanized Bolts and Rigid Template

TLGFIA	Ground Fault Receptacle
PHH²	Additional Hand Hole