



Catalog Number	
Project	Type

## FEATURES & SPECIFICATIONS

**POLE** — The pole shaft is fabricated from hot rolled carbon steel that conforms to A513 Grade requirements. The shaft construction is a single piece of formed steel welded longitudinally. The hand hole is located 1' above the pole base. A ground lug is provided standard.

**ANCHOR BASE** — The anchor base is fabricated from a structural quality hot rolled carbon steel plate that has a minimum yield strength of 36,000 PSI. The anchor base telescopes the pole shaft and has a circumferential weld on the top and bottom.

**BASE COVER** — A full base cover is provided which encapsulates the base plate and anchor bolts to provide a clean transition from pier to pole.

**FINISH** — A Super Durable Polyester powder coat finish is electrostatically applied in our state of the art paint facility. Standard colors available: Black, Bronze, US Green, White. Custom colors available upon request. Galvanizing and T-Guard treatments available upon request. Additional warranty extensions available with these treatments.

10' Steel 3" Round 11 Gauge Pole

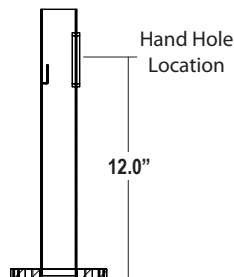
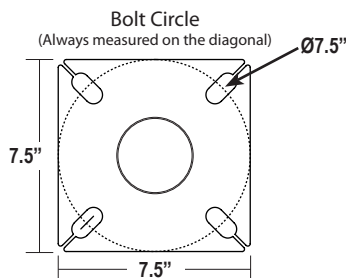
## RSP SERIES

### Technical Data

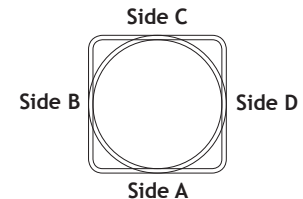
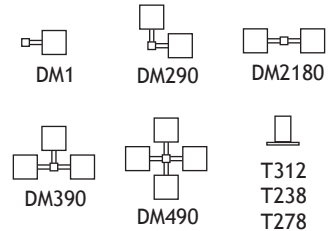
Nominal Pole Height	10'-0"
Shaft Dimensions	10' x 3"
Wall Gauge	11 Gauge
Bolt Circle	7.5"
Bolt Size	3/4" x 18" x 3"
Base Plate Dimensions	7.5" sq. x .75" thk.
Est. Shipping Weight	73 lbs

### Max EPA (1.3 Gust)

90 mph	11.3
100 mph	9.0
110 mph	7.2
120 mph	5.8
130 mph	4.8
140 mph	4.0



### Mounting Options



### Drilling Locations

Sides	A	B	C	D
Hand Hole	X			
DM1	X			
DM290	X	X		
DM2180		X		X
DM390	X	X		X
DM490	X	X	X	X

## ORDERING INFORMATION

Choose the bold face options for the appropriate pole configuration for your application and enter on the line above each pole attribute. Accessories may be factory installed, depending on the particular accessory chosen, but must still be ordered as a separate line item.

Example: **RSP 10 3 11 BZ T238**  
**KAB341875R**

RSP							
Series	Pole Height	Pole Size	Pole Gauge	Color		Mounting	Drill Pattern
<b>RSP</b>	<b>10</b> 10' Nominal	<b>3</b> 3" Round	<b>11</b> 11 Gauge	<b>BK</b> Black	<b>DM1</b> Drill One Side	<b>Blank</b> None - for Tenon Mounting	
				<b>BZ</b> Bronze	<b>DM290</b> Drill 2 Sides at 90°	<b>S</b> SSA Drill Mount Pattern	
				<b>WH</b> White	<b>DM2180</b> Drill 2 Sides at 180°	<b>V</b> VSA Drill Mount Pattern	
				<b>GR</b> US Green	<b>DM390</b> Drill 3 Sides at 90°		
				<b>GLV</b> Galvanized	<b>DM490</b> Drill 4 Sides at 90°		
				<b>GLVP<sup>1</sup></b> Galvanized and Painted	<b>T238</b> 2-3/8" OD Tenon (Standard)		
				<b>TG<sup>1</sup></b> T-Guard Internal Coating	<b>T278</b> 2-7/8" OD Tenon		
				<b>SP</b> Special	<b>ND</b> No Drilling		

**NOTE: ANCHOR BOLT KITS MUST BE ORDERED AS A SEPARATE LINE ITEM. EACH KIT IS PROVIDED WITH A RIGID TEMPLATE FOR INSTALLATION. SEE ACCESSORIES FOR KIT PART NUMBERS. PLEASE NOTE ON PURCHASE ORDER IF ANCHOR BOLTS AND TEMPLATES ARE TO BE PRE-SHIPED.**

### Accessories (Order as separate line items)

<b>KAB341875R</b>	AB Kit (4) 3/4" x 18" Bolts and Rigid Template
<b>KAB3418G75R</b>	AB Kit (4) 3/4" x 18" Galvanized Bolts and Rigid Template

<b>TLGFIA</b>	Ground Fault Receptacle
<b>PHH<sup>2</sup></b>	Additional Hand Hole

### NOTES

- Must specify paint color in addition to these coating options (Example: GLVPBZ; TGBZ; GLVPTGBZ).
- Please note location for additional hand hole when ordering. See Drilling Locations diagram for location designations.