



Catalog Number	
Project	Type

FEATURES & SPECIFICATIONS

POLE — The pole shaft is fabricated from hot rolled carbon steel having a minimum yield of 55,000 PSI and conforms to ASTM A500 grade C requirements. The shaft construction is a single piece of formed steel welded longitudinally. The hand hole is located 12" above grade A ground lug is provided standard.

FINISH — A Super Durable Polyester powder coat finish is electrostatically applied in our state of the art paint facility. Standard colors available: Black, Bronze, US Green, White. Custom colors available upon request. Galvanizing and T-Guard treatments available upon request. Additional warranty extensions available with these treatments.

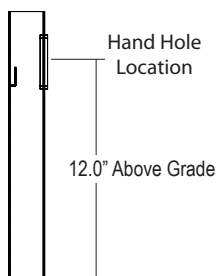
20' Steel 5" Round 11 Gauge Direct Burial Pole RSPDB SERIES

Technical Data

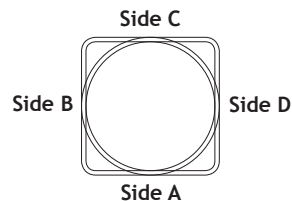
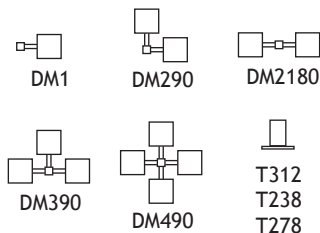
Nominal Pole Height	20'-0" Above Grade
Shaft Dimensions	24' x 5"
Wall Gauge	11 Gauge
Est. Shipping Weight	207 lbs

Max EPA (1.3 Gust)

90 mph	13.3
100 mph	10.0
110 mph	7.6
120 mph	5.7
130 mph	4.3
140 mph	3.1



Mounting Options



Drilling Locations

Sides	A	B	C	D
Hand Hole	X			
DM1	X			
DM290	X	X		
DM2180		X		X
DM390	X	X		X
DM490	X	X	X	X

ORDERING INFORMATION

Choose the bold face options for the appropriate pole configuration for your application and enter on the line above each pole attribute. Accessories may be factory installed, depending on the particular accessory chosen, but must still be ordered as a separate line item.

Example: **RSPDB 20 5 11 BZ T238 NA**

RSPDB

Series	Pole Height	Pole Size	Pole Gauge	Color	Mounting	Drill Pattern	Incoming Power
RSPDB	20 20' Nominal	5 5" Round	11 11 Gauge	BK Black BZ Bronze WH White GR US Green GLV Galvanized GLVP¹ Galvanized and Painted TG¹ T-Guard Internal Coating SP Special	DM1 Drill One Side DM290 Drill 2 Sides at 90° DM2180 Drill 2 Sides at 180° DM390 Drill 3 Sides at 90° DM490 Drill 4 Sides at 90° T238 2-3/8" OD Tenon (Standard) T278 2-7/8" OD Tenon T312 3-1/2" OD Tenon ND No Drilling	Blank None - for Tenon Mounting S SSA Drill Mount Pattern V VSA Drill Mount Pattern	NA No factory preparations AHxx² 1" Wiring Access Hole TC34xx² 3/4" NPT Threaded Conduit Entry PHHxx² Extra Hand Hole

NOTES

- Must specify paint color in addition to these coating options (Example: GLVPBZ; TGBZ; GLVPTGBZ).
- Please note location when ordering. For 1st "x", specify height above base of pole. For 2nd "x", specify orientation of hand hole (A, B, C, D). Example: AH2C = Access Hole 2' Above Base, C Side. See Drilling Locations diagram for location designations.

Accessories (Order as separate line items)

TLGFIA Ground Fault Receptacle