



|                |      |
|----------------|------|
| Catalog Number |      |
| Project        | Type |

## FEATURES & SPECIFICATIONS

**POLE** — The pole shaft is fabricated from hot rolled carbon steel having a minimum yield of 55,000 PSI and conforms to ASTM A500 grade C requirements. The shaft construction is a single piece of formed steel welded longitudinally. The hand hole is located 12" above grade A ground lug is provided standard.

**FINISH** — A Super Durable Polyester powder coat finish is electrostatically applied in our state of the art paint facility. Standard colors available: Black, Bronze, US Green, White. Custom colors available upon request. Galvanizing and T-Guard treatments available upon request. Additional warranty extensions available with these treatments.

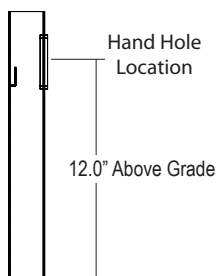
## 20' Steel 4" Round 11 Gauge Direct Burial Pole RSPDB SERIES

### Technical Data

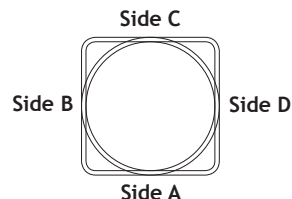
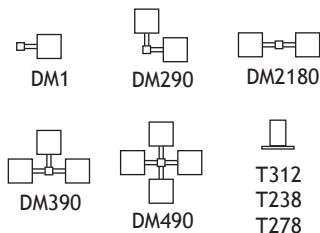
|                      |                    |
|----------------------|--------------------|
| Nominal Pole Height  | 20'-0" Above Grade |
| Shaft Dimensions     | 24' x 4"           |
| Wall Gauge           | 11 Gauge           |
| Est. Shipping Weight | 176 lbs            |

### Max EPA (1.3 Gust)

|         |     |
|---------|-----|
| 90 mph  | 7.7 |
| 100 mph | 5.6 |
| 110 mph | 4.1 |
| 120 mph | 2.9 |
| 130 mph | 2.0 |
| 140 mph | 1.3 |



### Mounting Options



### Drilling Locations

| Sides     | A | B | C | D |
|-----------|---|---|---|---|
| Hand Hole | X |   |   |   |
| DM1       | X |   |   |   |
| DM290     | X | X |   |   |
| DM2180    |   | X |   | X |
| DM390     | X | X |   | X |
| DM490     | X | X | X | X |

## ORDERING INFORMATION

Choose the bold face options for the appropriate pole configuration for your application and enter on the line above each pole attribute. Accessories may be factory installed, depending on the particular accessory chosen, but must still be ordered as a separate line item.

Example: **RSPDB 20 4 11 BZ T238 NA**

### RSPDB

| Series       | Pole Height           | Pole Size         | Pole Gauge         | Color  | Mounting   | Drill Pattern  | Incoming Power  |
|--------------|-----------------------|-------------------|--------------------|--|--|--|---|
| <b>RSPDB</b> | <b>20</b> 20' Nominal | <b>4</b> 4" Round | <b>11</b> 11 Gauge | <b>BK</b> Black<br><b>BZ</b> Bronze<br><b>WH</b> White<br><b>GR</b> US Green<br><b>GLV</b> Galvanized<br><b>GLVP</b> Galvanized and Painted<br><b>TG</b> T-Guard Internal Coating<br><b>SP</b> Special | <b>DM1</b> Drill One Side<br><b>DM290</b> Drill 2 Sides at 90°<br><b>DM2180</b> Drill 2 Sides at 180°<br><b>DM390</b> Drill 3 Sides at 90°<br><b>DM490</b> Drill 4 Sides at 90°<br><b>T238</b> 2-3/8" OD Tenon (Standard)<br><b>T278</b> 2-7/8" OD Tenon<br><b>T312</b> 3-1/2" OD Tenon<br><b>ND</b> No Drilling | <b>Blank</b> None - for Tenon Mounting<br><b>S</b> SSA Drill Mount Pattern<br><b>V</b> VSA Drill Mount Pattern | <b>NA</b> No factory preparations<br><b>AHxx</b> 1" Wiring Access Hole<br><b>TC34xx</b> 3/4" NPT Threaded Conduit Entry<br><b>PHHxx</b> Extra Hand Hole |

### NOTES

- Must specify paint color in addition to these coating options (Example: GLVPBZ; TGBZ; GLVPTGBZ).
- Please note location when ordering. For 1st "x", specify height above base of pole. For 2nd "x", specify orientation of hand hole (A, B, C, D). Example: AH2C = Access Hole 2' Above Base, C Side. See Drilling Locations diagram for location designations.

### Accessories (Order as separate line items)

**TLGFIA** Ground Fault Receptacle