



Catalog Number	
Project	Type

## FEATURES & SPECIFICATIONS

**POLE** — The pole shaft is fabricated from hot rolled carbon steel having a minimum yield of 50,000 PSI and conforms to ASTM A500 grade C requirements. The shaft construction is a single piece of formed steel welded longitudinally. The hand hole is located 1' above the pole base. A ground lug is provided standard.

**ANCHOR BASE** — The anchor base is fabricated from a structural quality hot rolled carbon steel plate that has a minimum yield strength of 36,000 PSI. The anchor base telescopes the pole shaft and has a circumferential weld on the top and bottom.

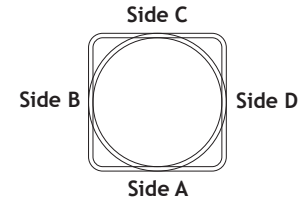
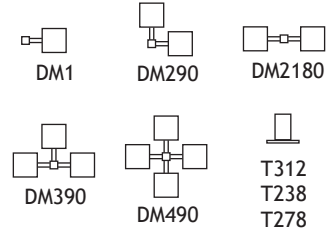
**BASE COVER** — A full base cover is provided which encapsulates the base plate and anchor bolts to provide a clean transition from pier to pole.

**FINISH** — A Super Durable Polyester powder coat finish is electrostatically applied in our state of the art paint facility. Standard colors available: Black, Bronze, US Green, White. Custom colors available upon request. Galvanizing treatments available upon request. Additional warranty extensions available with these treatments.

## 25' Steel 4" Square 11 Gauge Pole SSP SERIES



### Mounting Options



### Drilling Locations

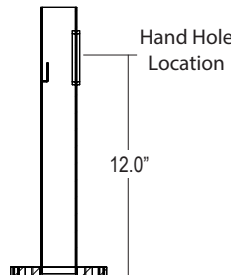
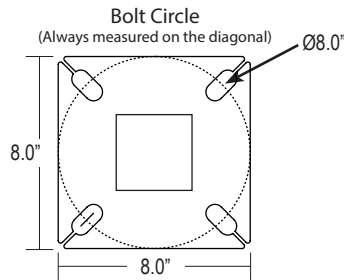
Sides	A	B	C	D
Hand Hole	X			
DM1	X			
DM290	X	X		
DM2180		X		X
DM390	X	X		X
DM490	X	X	X	X

### Technical Data

Nominal Pole Height	25'-0"
Shaft Dimensions	25" x 4"
Wall Gauge	11 Gauge
Bolt Circle	8.0"
Bolt Size	3/4" x 18" x 3"
Base Plate Dimensions	8.0" sq. x .75" thk.
Est. Shipping Weight	180 lbs

### Max EPA (1.3 Gust)

90 mph	5.0
100 mph	3.0
110 mph	1.5
120 mph	0.4
130 mph	n/a
140 mph	n/a



## ORDERING INFORMATION

Choose the bold face options for the appropriate pole configuration for your application and enter on the line above each pole attribute. Accessories may be factory installed, depending on the particular accessory chosen, but must still be ordered as a separate line item.

Example: **SSP 25 4 11 BZ T238**

SSP							
Series	Pole Height	Pole Size	Pole Gauge	Color		Mounting	Drill Pattern
<b>SSP</b>	<b>25</b> 25' Nominal	<b>4</b> 4" Square	<b>11</b> 11 Gauge	<b>BK</b> Black	<b>DM1</b> Drill One Side	<b>Blank</b> None - for Tenon Mounting	
				<b>BZ</b> Bronze	<b>DM290</b> Drill 2 Sides at 90°	<b>SSA</b> SSA Drill Mount Pattern	
				<b>WH</b> White	<b>DM2180</b> Drill 2 Sides at 180°	<b>VSA</b> VSA Drill Mount Pattern	
				<b>GR</b> US Green	<b>DM390</b> Drill 3 Sides at 90°		
				<b>GLV</b> Galvanized	<b>DM490</b> Drill 4 Sides at 90°		
				<b>GLVP<sup>1</sup></b> Galvanized and Painted	<b>T238</b> 2-3/8" OD Tenon (Standard)		
				<b>SP</b> Special	<b>T278</b> 2-7/8" OD Tenon		
					<b>T312</b> 3-1/2" OD Tenon		
					<b>ND</b> No Drilling		

**NOTE: ANCHOR BOLT KITS MUST BE ORDERED AS A SEPARATE LINE ITEM. EACH KIT IS PROVIDED WITH A RIGID TEMPLATE FOR INSTALLATION. SEE ACCESSORIES FOR KIT PART NUMBERS. PLEASE NOTE ON PURCHASE ORDER IF ANCHOR BOLTS AND TEMPLATES ARE TO BE PRE-SHIPED.**

### Options

(Include in Pole Ordering String Above)

<b>TLGFIA</b>	Ground Fault Receptacle
<b>PHH<sup>2</sup></b>	Additional Hand Hole
<b>AVD25<sup>3</sup></b>	Poles Anti Vibration Device

### Accessories

(Order as separate line items)

<b>KAB3418G08R</b>	AB Kit (4) 3/4" x 18" Galvanized Bolts and Rigid Template
<b>KAB3418G08RUSA<sup>4</sup></b>	USA Anchor Bolt Kit part for the Anchor Bolts+Template

### NOTES

- For 'Galvanized and Painted' option. You must specify a paint color code as the suffix in addition to the GLVP coating option. (Example: GLVPBZ).
- Please note location for additional hand hole when ordering. See Drilling Locations diagram for location designations.
- See Page 2 for details.
- BABA Compliant:** All of the iron, steel, manufactured products, and construction materials used are produced in the United States.

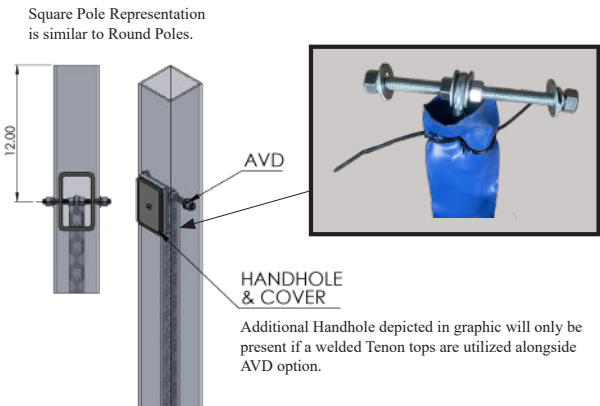


# SSP SERIES 25' Steel 4" Square 11 Gauge Pole


## Accessories (Order as separate line items)

### AVD25 - Anti vibration device for 25ft pole

PN#	Pole Height(ft)	CHAIN LENGTH (ft)
AVD25	25	16.5



### TL-GFIA - Ground Fault Receptacle



The GFIA (Ground Fault Circuit Interrupter) comes with a die cast aluminum in-use cover.

**For Refrence Only:** The ASCE 7 Hazard Tool is the official source of information for pole selection when identifying wind speed zone limits within North America.

<https://ascehazardtool.org/>